



EXPERTS IN **INNOVATION**

Xinnix offers the adequate solution for every application an interior builder may need. Architects, interior builders and final customers receive the guarantee of a certain final result within the desired delivery terms.

The knowhow of the contemporary hardware in combination with our own R&D department results into innovations which are recognized in different fields of the interior building world in different countries.

These year after year recognitions are our motivation to continue this road of innovation in order to offer you the nicest range of new products.





INDEX


XINNIX **PROJECTS**

P. 06-15


XINNIX **SELECTION**


P. 16-39


X1 |    



P.18-19 


X2-40 & X2-45 |    



P.20-21 


X40-V & X45-V |   



P.22-23 


X40-T & X45-T |  



P.24-25 


X40-TU & X45-TU |  

P.26-27 


X40-KT & X45-KT |  



P.28-29 


X40-KTU & X45-KTU |  


P.30-31 


CEILING HIGH |  

P.32-33 


DOUBLE DOOR SYSTEM |  

P.34-35 

 **X40RF** |  





































P.36-37 

 **X2-40 ACOUSTIC DOORS** |  

P.38-39 



XINNIX S-LINE
P. 40-61


| | |
|----------------------------------------------------------------------------------------------------------------------------------------------------------------------------------------------------------------------------------------------------------------------------------------------------------------------------------------------------------------------|-----------------------------------------------------------------------------------------------|
| X1S     | P.42-43  |
| X2-40S & X2-45S     | P.44-45  |
| X45S-V    | P.46-47  |
| X45S-T   | P.48-49  |
| X45S-TU   | P.50-51  |
| X45S-KT   | P.52-53  |
| X45S-KTU   | P.54-55  |
| CEILING HIGH   | P.56-57  |
| DOUBLE DOOR SYSTEM   | P.58-59  |
|  X2-40S ACOUSTIC DOORS   | P.60-61  |

XINNIX SLIDING DOORS
P. 62-75

| | |
|---------------------------------------------------------------------------------------------------------------------------------------------------------------------------------------------------------------------------------------------------------------------------------------------|----------|
| X5 WOOD   | P.64-67 |
| X5 GLASS   | P.68 -71 |
| X5 DOUBLE WOOD / GLASS    | P.72-73 |
| X6 GLASS / WOOD   | P.74-75 |

XINNIX XP.50® PLINTH
P. 76-77
XINNIX ACCESSORIES
P. 78-87
























A photograph of a modern office hallway. The hallway features a glass railing with a white handrail. The walls are white and have recessed lighting strips. The ceiling is white with a circular light fixture. The floor is dark. The overall aesthetic is clean and professional.

XINNIX[®]

SELECTION

All door systems in the Xinnix Selection chapter only contain parts designed and developed by Xinnix

X4030 - hinge

XINNIX X4030.CS HINGE



The first 3-D adjustable invisible hinge which unites the load capacity of the medium hinges with the aesthetic elegance of the small hinges.

- 3-D adjustable invisible hinge
- Universal: reversible hinge for both left and right hand doors
- Load capacity: 60 kg per 2 hinges
- Special hinge developed by Anselmi srl in collaboration with Xinnix

ADVANTAGES

- Reversible Left hand - Right hand
- Invisible fixing for an elegant finish
- Smooth elegant form: hinge width of only 24 mm
- Reinforced
- Superior load capacity :
60 kg per 2 hinges tested during 200.000 cycles
with a door leaf of 900 mm wide
- Openings angle of 180°
- 1 unique stock position to meet any demand

FINISH

- Mat chromed

| | | | | | | | |
|---|---|---|---|---|---|---|---|
| 1 | 7 | 2 | 0 | 1 | 4 | 1 | 4 |
|---|---|---|---|---|---|---|---|

Magnetic lock

MAGNETIC DOORLOCK \varnothing 8



Available in 3 versions

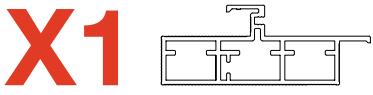
- Key hole
- WC-lock
- Cylinder-lock

ADVANTAGES

- 8 mm spindle square
- Easy to clean, since there is no protruding latch
- With escutcheon holes/preparation
- Closes quietly
- Flush, high-quality appearance
- Low wear since the latch no longer strikes the frame
- Maintenance-free since the latch bevel does not need to be lubricated
- Front plate 190 x 22 mm

FINISH

- Mat chromed



EASY DISTRIBUTION SYSTEM
2 BOX SYSTEM



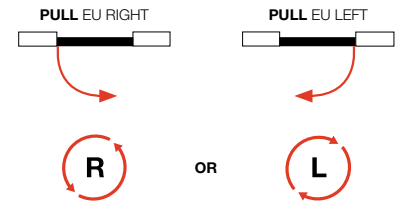
USE

X1-V System for doors with standard door sizes
X1-MV System for doors made to measure <3000 mm

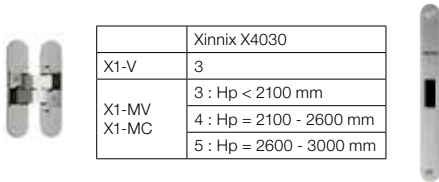
X1-MC System for ceiling high doors without upper rail (see page 32)

X1-MV-D System for double doors (see page 34)

PULL VERSION DOORS



DOOR FITTINGS



| | |
|----------------|-------------------------|
| | Xinnix X4030 |
| X1-V | 3 |
| X1-MV X1-MC | 3 : Hp < 2100 mm |
| | 4 : Hp = 2100 - 2600 mm |
| | 5 : Hp = 2600 - 3000 mm |

Magnetic lock key hole

Standard gasket

TECHNICAL INFO

| door thickness | Xinnix system | push | pull | minimum finished wall thickness | maximum height | → |
|----------------|---------------|------|------|---------------------------------|----------------|---|
| 40 mm | X1 | - | ok | 100 mm | 3000 mm | A |
| 50 mm | X1 | - | ok | 100 mm | 3000 mm | B |

SPECIFICATIONS DOOR

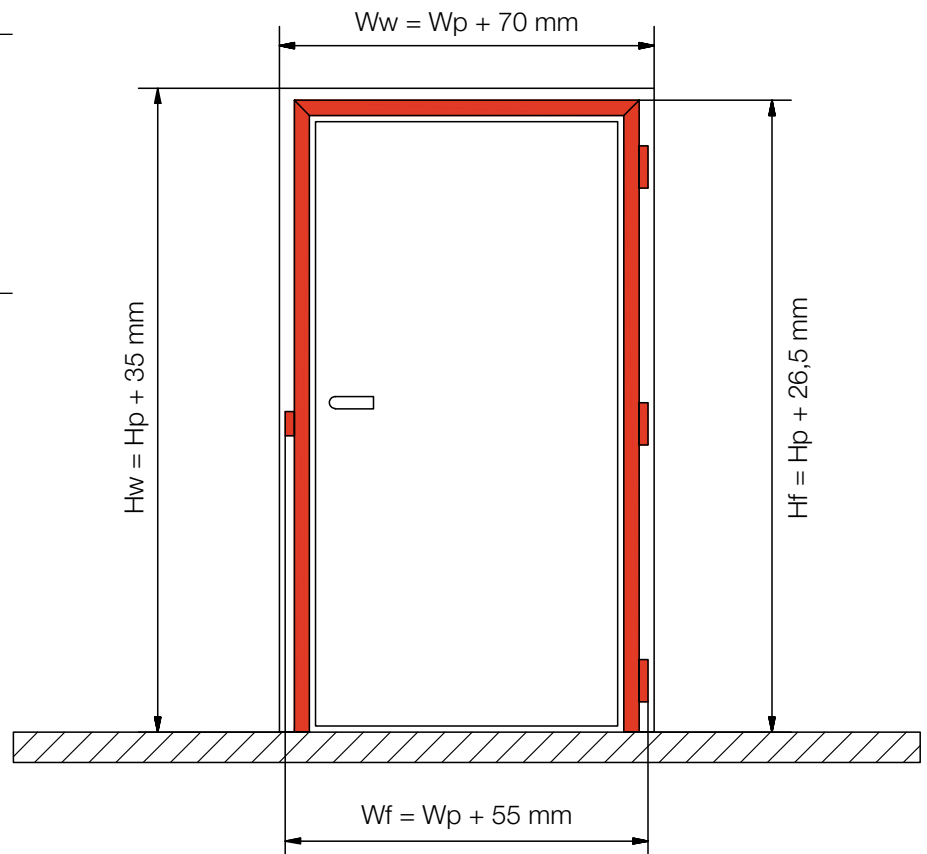


WALL FINISHING

- Plastering
- Plasterboard
- HPL
- Veneer
- Tile finish

CHARACTERISTICS

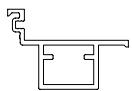
- Rigid Profile
- 2 way installation
 - Installation frame without door
 - Installation door after wall finishing



ACCESSORIES (SEE PAGE 80)

X2-40




X2-45



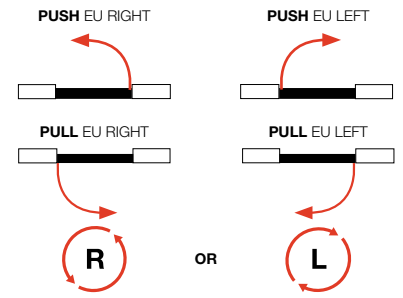
EASY DISTRIBUTION SYSTEM
2 BOX SYSTEM





USE

| | | |
|----------------------------------------------------------------------------------|-------------------------------------|----------------------------------------------------------------|
|  | X2-40-V X2-45-V | System for doors with standard door sizes |
| | X2-40-MV X2-45-MV | System for doors made to measure <3000 mm |
|  | X2-40-MC X2-45-MC | System for ceiling high doors without upper rail (see page 32) |
|  | X2-40-MV-D X2-45-MV-D | System for double doors (see page 34) |

PUSH - PULL VERSION DOORS



DOOR FITTINGS

| | | |
|-----------------------------------------------------------------------------------|-------------------------|-----------------------------------------------------------------------------------|
|  | Xinnix X4030 |  |
| X2-V | 3 | |
| X2-MV X2-MC | 3 : Hp < 2100 mm | |
| | 4 : Hp = 2100 - 2600 mm | |
| | 5 : Hp = 2600 - 3000 mm | |

Magnetic lock key hole

Standard gasket

TECHNICAL INFO

| door thickness | Xinnix system | push | pull | minimum finished wall thickness | maximum height | → |
|----------------|---------------|------|------|---------------------------------|----------------|---|
| 40 mm | X2-40 | - | ok | 75 mm | 3000 mm | A |
| 44-45 mm | X2-45 | - | ok | 80 mm | 3000 mm | A |
| 50 mm | X2-40 | ok | ok | 75 mm | 3000 mm | B |
| 55 mm | X2-45 | ok | ok | 80 mm | 3000 mm | B |

SPECIFICATIONS DOOR

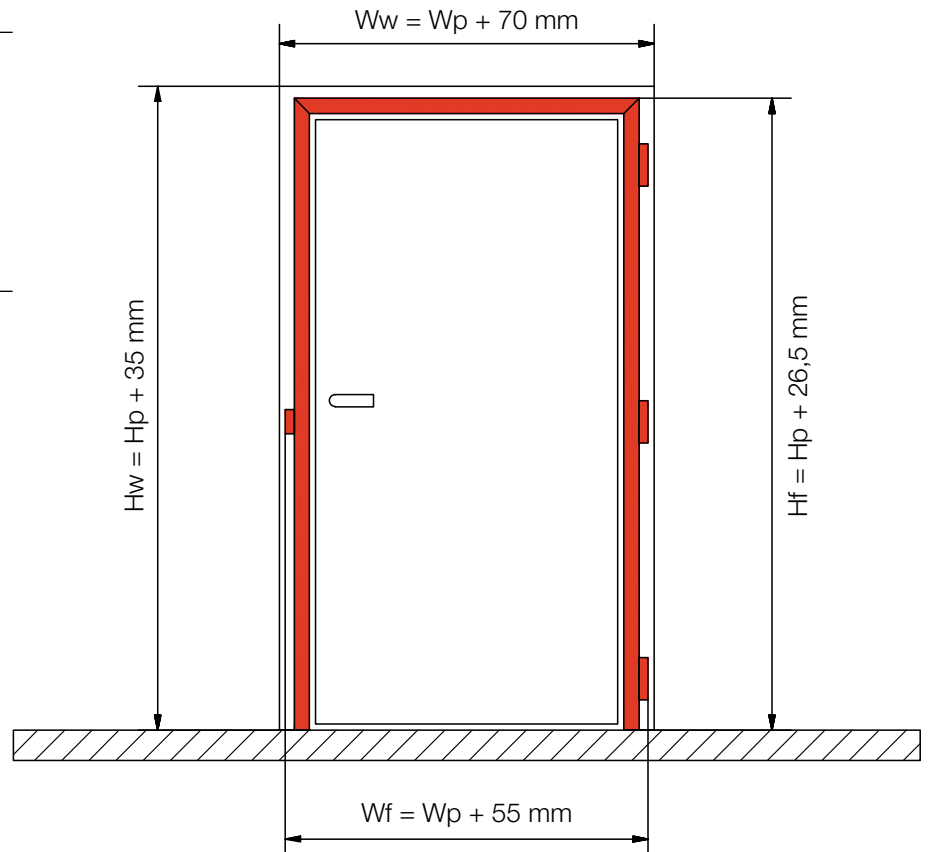


WALL FINISHING

- Plastering
- Plasterboard
- HPL
- Veneer
- Tile finish

CHARACTERISTICS

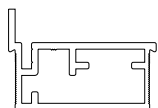
- *ACOUSTIC TESTED* (see page 38)
- 2 way installation
 - Installation frame without door
 - Installation door after wall finishing



ACCESSORIES (SEE PAGE 80)

X40-V

X45-V



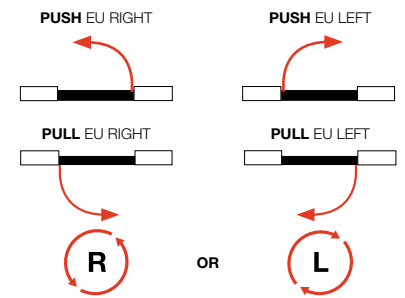
EASY DISTRIBUTION SYSTEM
2 BOX SYSTEM





USE

| | |
|-----|-------------------------------------------------------------------------------------------------------------------------------------------|
| - | <p>X40-V System for doors with standard door sizes</p> <p>X40-MV System for doors made to measure < 2400 mm</p> |
| - | <p>X45-V System for doors with standard door sizes</p> <p>X45-MV System for doors made to measure < 3000 mm</p> |
| - - | <p>X40-MV-D } System for double doors (see page 34)</p> <p>X45-MV-D }</p> |

PUSH - PULL VERSION DOORS



DOOR FITTINGS

| | | |
|----------------------------------------------------------------------------------|-------------------------|-----------------------------------------------------------------------------------|
|  | Xinnix X4030 |  |
| X...-V | 3 | |
| X...-MV | 3 : Hp < 2100 mm | |
| | 4 : Hp = 2100 - 2600 mm | |
| | 5 : Hp = 2600 - 3000 mm | |


Magnetic lock key hole

Standard gasket

TECHNICAL INFO

| door thickness | Xinnix system | push | pull | minimum finished wall thickness | maximum height | → |
|----------------|---------------|------|------|---------------------------------|----------------|---|
| 40 mm | X40-V | ok | ok | 70 mm | 2400 mm | B |
| 44-45 mm | X45-V | ok | ok | 75 mm | 3000 mm | B |

SPECIFICATIONS DOOR

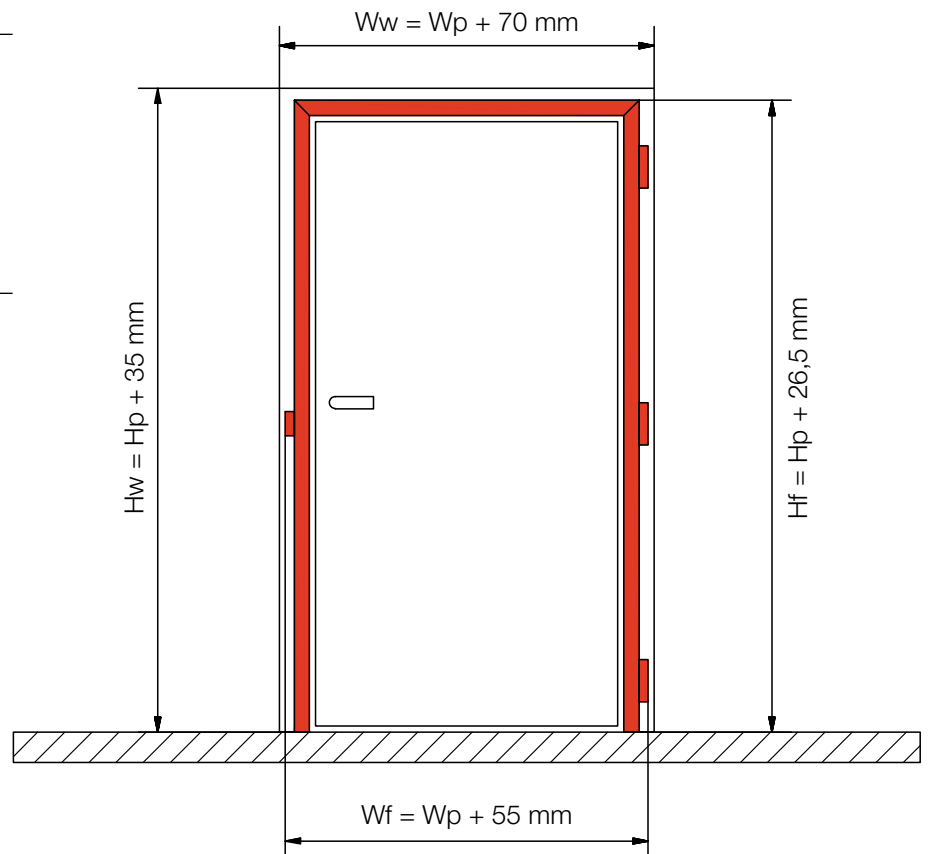


WALL FINISHING

- Plastering
- Plasterboard

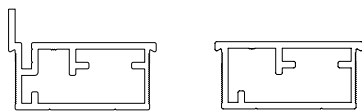
CHARACTERISTICS

- 1 way installation
Frame and door at same time



ACCESSORIES (SEE PAGE 80)

X40-T X45-T

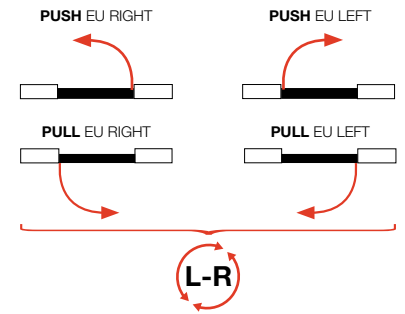


EASY DISTRIBUTION SYSTEM
2 BOX SYSTEM



USE

- X40-T** System for doors with standard door sizes
- X40-MT** System for doors made to measure < 2400 mm
- X45-T** System for doors with standard door sizes
- X45-MT** System for doors made to measure < 3000 mm



DOOR FITTINGS



| | |
|---------|-------------------------|
| | Xinnix X4030 |
| X...-T | 3 |
| X...-MT | 3 : Hp < 2100 mm |
| | 4 : Hp = 2100 - 2600 mm |
| | 5 : Hp = 2600 - 3000 mm |




Magnetic lock key hole

Standard gasket

TECHNICAL INFO

| door thickness | Xinnix system | push | pull | minimum finished wall thickness | maximum height | → |
|----------------|---------------|------|------|---------------------------------|----------------|---|
| 40 mm | X40-T | ok | ok | 70 mm | 2400 mm | C |
| 44-45 mm | X45-T | ok | ok | 75 mm | 3000 mm | C |

SPECIFICATIONS DOOR

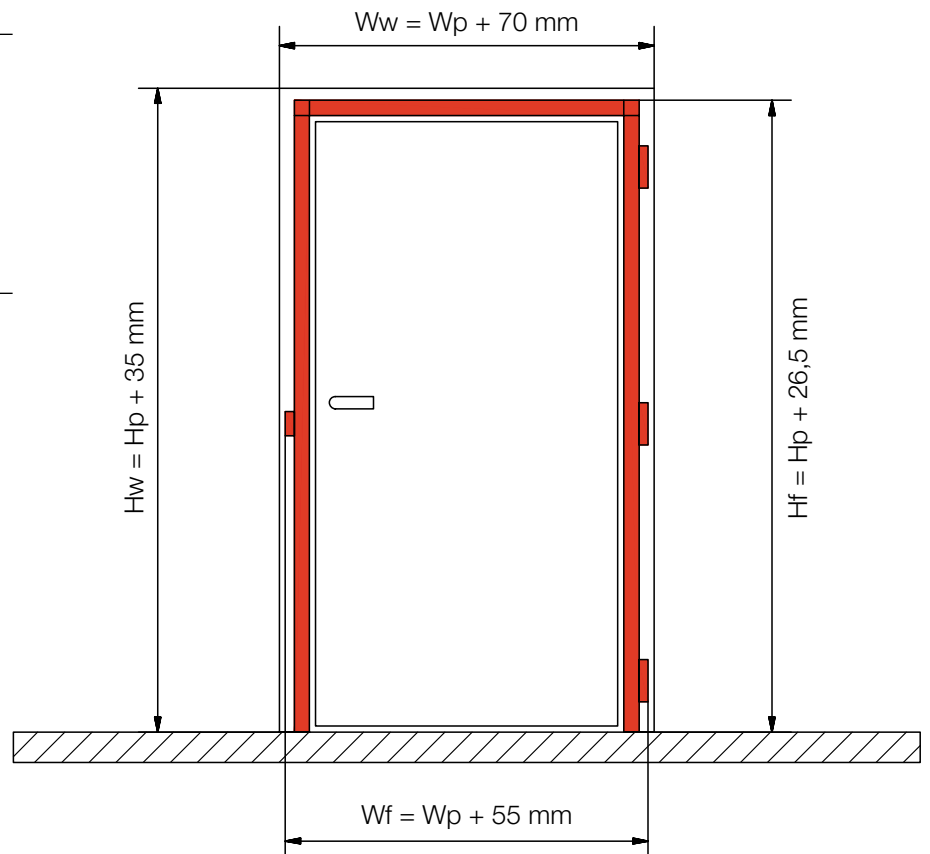


WALL FINISHING

- Plastering
- Plasterboard

CHARACTERISTICS

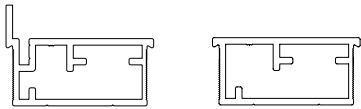
- 1 way installation
Frame and door at the same time
- Short delivery time because of the multifunctionality of the system
- 1 system: 4 functions




ACCESSORIES (SEE PAGE 80)

X40-TU



X45-TU

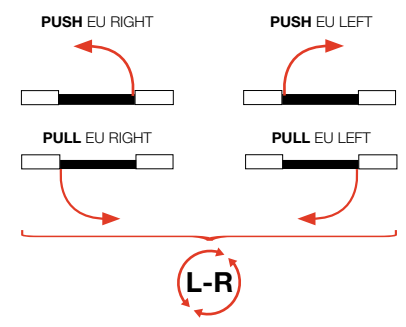


EASY DISTRIBUTION SYSTEM
2 BOX SYSTEM

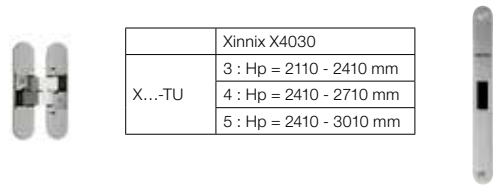


USE

-  **X40-TU** System for doors with standard door widths
System with reducible uprights <2410 mm
-  **X45-TU** System for doors with standard door widths
System with reducible uprights <3010 mm



DOOR FITTINGS



| | |
|---------|-------------------------|
| | Xinnix X4030 |
| X...-TU | 3 : Hp = 2110 - 2410 mm |
| | 4 : Hp = 2410 - 2710 mm |
| | 5 : Hp = 2410 - 3010 mm |

Magnetic lock key hole

Standard gasket

TECHNICAL INFO

| door thickness | Xinnix system | push | pull | minimum finished wall thickness | maximum height | → |
|----------------|---------------|------|------|---------------------------------|----------------|---|
| 40 mm | X40-TU | ok | ok | 70 mm | 2410 mm | C |
| 44-45 mm | X45-TU | ok | ok | 75 mm | 3010 mm | C |

SPECIFICATIONS DOOR

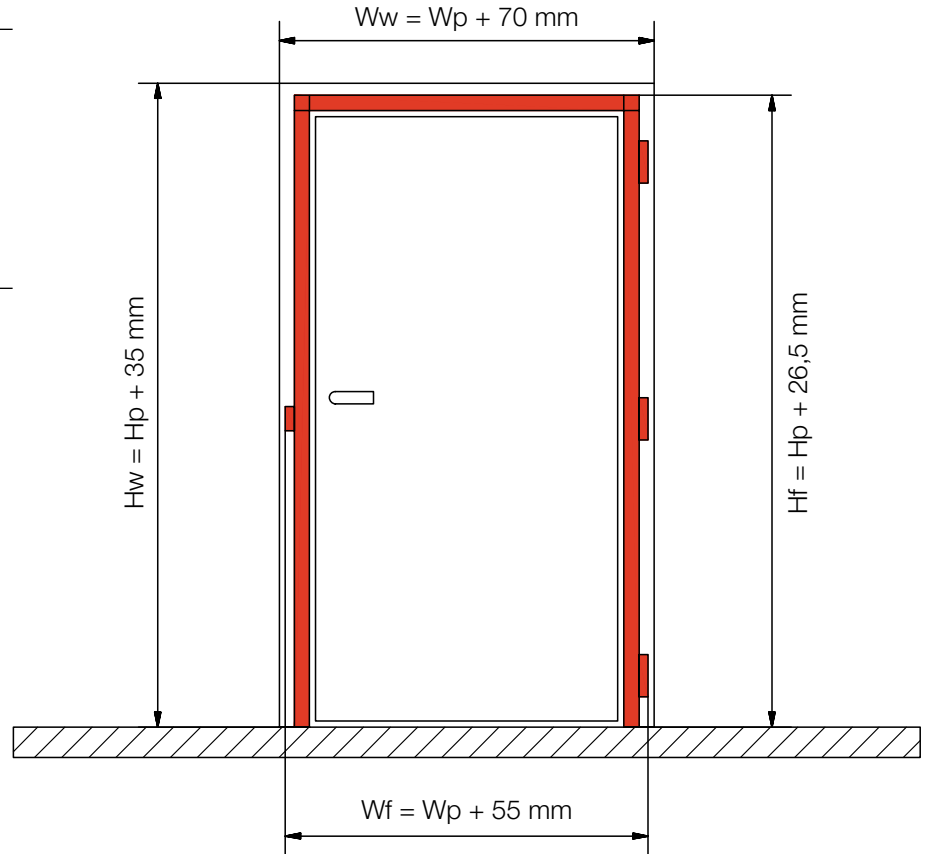


WALL FINISHING

- Plastering
- Plasterboard

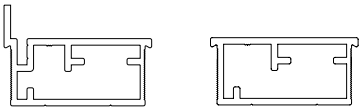
CHARACTERISTICS

- 1 way installation
Frame and door at the same time
- Short delivery time because of the DIY - system
- 1 system: 4 functions



ACCESSORIES (SEE PAGE 80)

X40-KT X45-KT



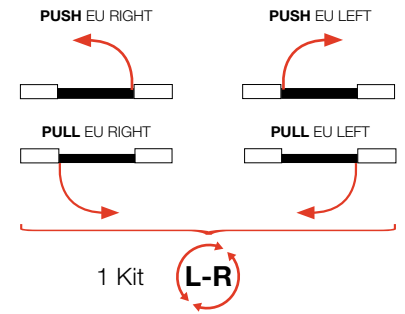
EASY DISTRIBUTION SYSTEM
1 BOX SYSTEM



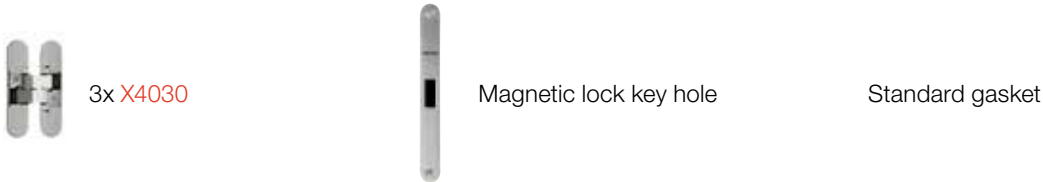
USE

- X40-KT { System for doors with standard door heights < 2410 mm
- X45-KT { System with reducible upper rail < 1030 mm

PUSH - PULL VERSION DOORS
REDUCIBLE UPPER RAIL




DOOR FITTINGS



TECHNICAL INFO

| door thickness | Xinnix system | push | pull | minimum finished wall thickness | maximum height | → |
|----------------|---------------|------|------|---------------------------------|----------------|---|
| 40 mm | X40-KT | ok | ok | 70 mm | 2410 mm | C |
| 44-45 mm | X45-KT | ok | ok | 75 mm | 2410 mm | C |

SPECIFICATIONS DOOR

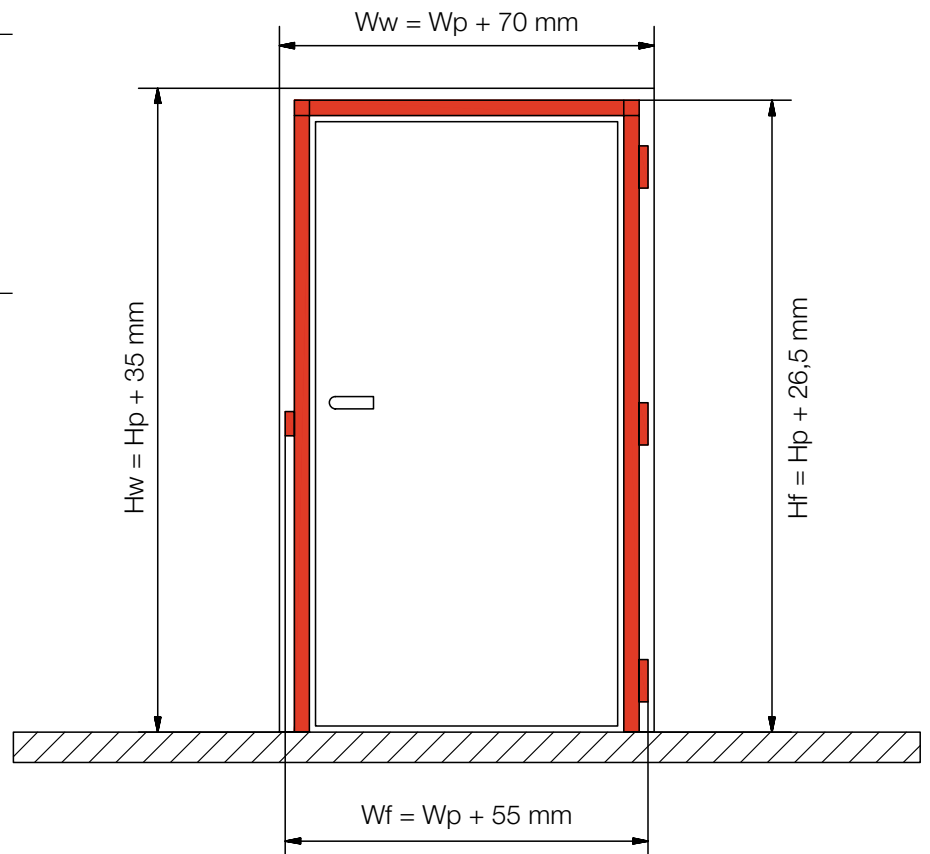


WALL FINISHING

- Plastering
- Plasterboard

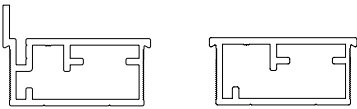
CHARACTERISTICS

- 1 way installation
Frame and door at the same time
- Short delivery time because of the DIY - system
- 1 system : 4 functions




ACCESSORIES (SEE PAGE 80)

X40-KTU X45-KTU





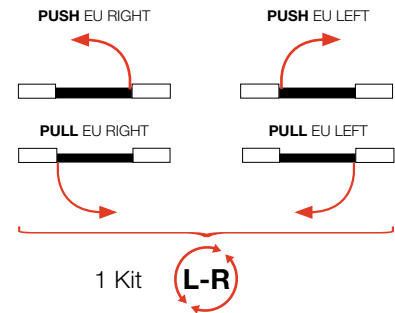
EASY DISTRIBUTION SYSTEM
1 BOX SYSTEM



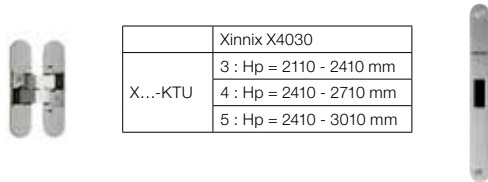
PUSH - PULL VERSION DOORS
REDUCIBLE UPRIGHTS
REDUCIBLE UPPER RAIL

USE

-  **X40-KTU** { System with reducible uprights <2410 mm
System with reducible upper rail <1030 mm
-  **X45-KTU** { System with reducible uprights <3010 mm
System with reducible upper rail <1030 mm



DOOR FITTINGS



| | |
|----------|-------------------------|
| | Xinnix X4030 |
| X...-KTU | 3 : Hp = 2110 - 2410 mm |
| | 4 : Hp = 2410 - 2710 mm |
| | 5 : Hp = 2410 - 3010 mm |

Magnetic lock key hole

Standard gasket

TECHNICAL INFO

| door thickness | Xinnix system | push | pull | minimum finished wall thickness | maximum height | → |
|----------------|----------------|------|------|---------------------------------|----------------|---|
| 40 mm | X40-KTU | ok | ok | 70 mm | 2410 mm | C |
| 44-45 mm | X45-KTU | ok | ok | 75 mm | 3010 mm | C |

SPECIFICATIONS DOOR

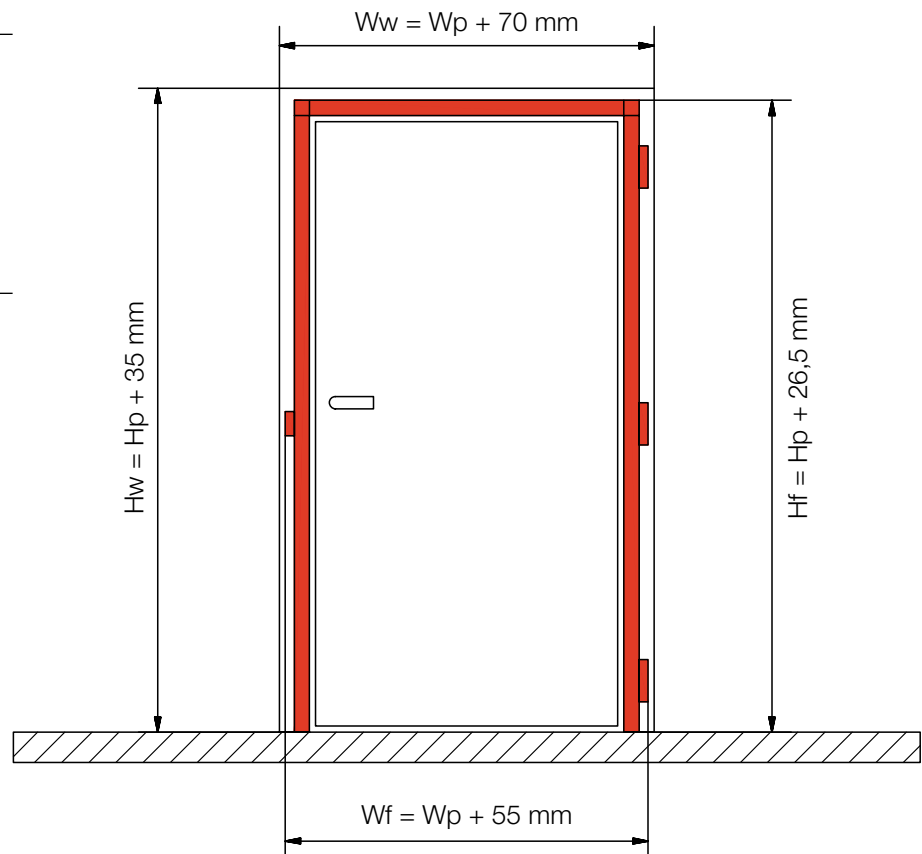


WALL FINISHING

- Plastering
- Plasterboard

CHARACTERISTICS

- 1 way installation
Frame and door at the same time
- Short delivery time because of the DIY - system
- 1 system : 4 functions



ACCESSORIES (SEE PAGE 80)

CEILING HIGH



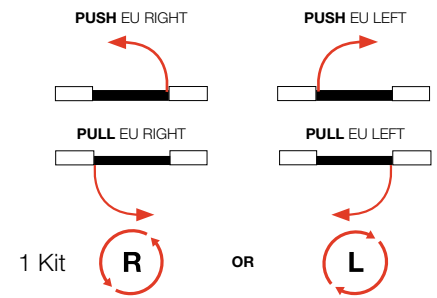
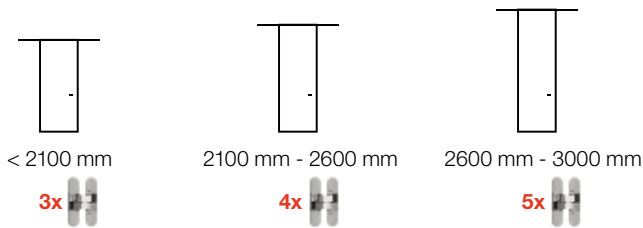
EASY DISTRIBUTION SYSTEM
1 BOX SYSTEM




SERIES 90°

PUSH - PULL VERSION DOORS WITHOUT UPPER RAIL

USE



DOOR FITTINGS



TECHNICAL INFO

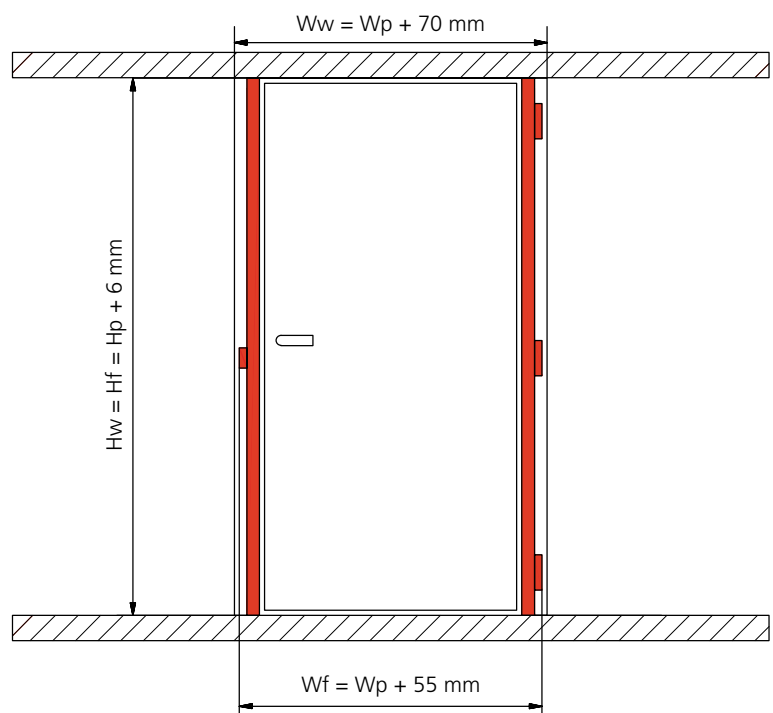
| door thickness | Xinnix system | push | pull | minimum finished wall thickness | maximum height | → |
|----------------|---------------|------|------|---------------------------------|----------------|---|
| 40 mm | X1 | - | ok | 100 mm | 3000 mm | A |
| | X2-40 | - | ok | 75 mm | 3000 mm | A |
| 44-45 mm | X2-45 | - | ok | 80 mm | 3000 mm | A |
| 50 mm | X1 | - | ok | 100 mm | 3000 mm | C |
| | X2-40 | ok | ok | 75 mm | 3000 mm | C |
| 55 mm | X2-45 | ok | ok | 80 mm | 3000 mm | C |

SPECIFICATIONS DOOR



CHARACTERISTICS

- 2 way installation
 - Installation frame without door
 - Installation door after wall finishing
- Minimalistic design



ACCESSORIES (SEE PAGE 80)

DOUBLE DOOR SYSTEM



EASY DISTRIBUTION SYSTEM
1 BOX SYSTEM



USE



X...-MV-D System for double doors

DOOR FITTINGS



| | |
|-------------|-------------------------|
| | Xinnix X4030 |
| DOUBLE DOOR | 3 : Hp < 2100 mm |
| | 4 : Hp = 2100 - 2600 mm |
| | 5 : Hp = 2600 - 3000 mm |



Magnetic lock key hole

Standard gasket

TECHNICAL INFO

| door thickness | Xinnix system | push | pull | minimum finished wall thickness | maximum height | → |
|----------------|---------------|------|------|---------------------------------|----------------|---|
| 40 mm | X1 | - | ok | 100 mm | 3000 mm | A |
| | X2-40 | - | ok | 75 mm | 3000 mm | A |
| | X40-V | ok | ok | 70 mm | 2400 mm | B |
| 44-45 mm | X2-45 | - | ok | 80 mm | 3000 mm | A |
| | X45-V | ok | ok | 75 mm | 3000 mm | B |
| 50 mm | X1 | - | ok | 100 mm | 3000 mm | B |
| | X2-40 | ok | ok | 75 mm | 3000 mm | B |
| 55 mm | X2-45 | ok | ok | 80 mm | 3000 mm | B |

SPECIFICATIONS DOOR

A



B



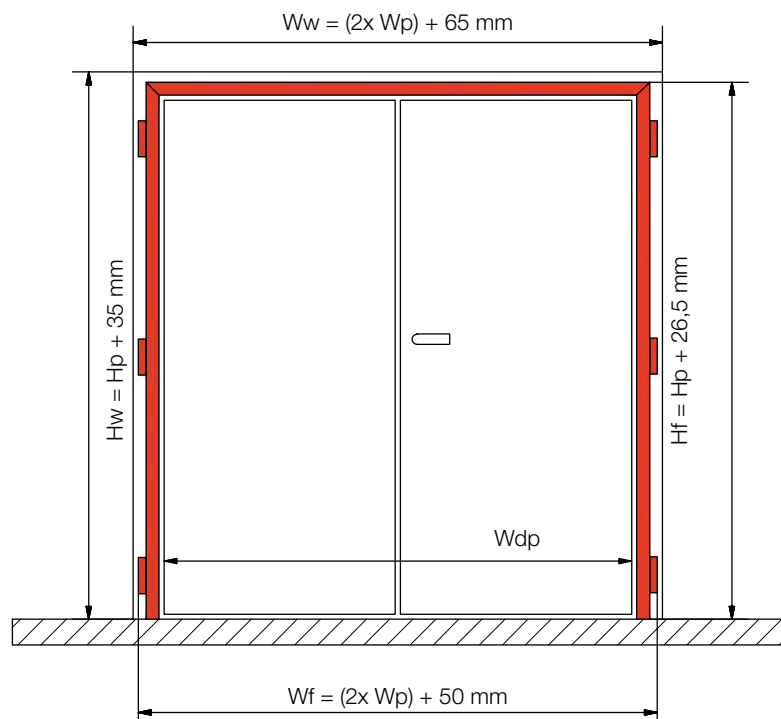
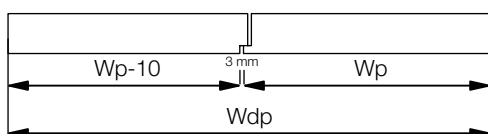
WALL FINISHING

- Plastering
- Plasterboard
- HPL
- Veneer
- Tile finish

CHARACTERISTICS

- Minimalistic design

DOUBLE DOOR WIDTH



ACCESSORIES (SEE PAGE 80)

X40RF

SYSTEM FOR FIRE DOORS



EASY DISTRIBUTION SYSTEM
1 BOX SYSTEM



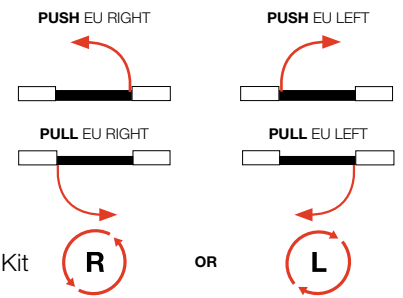
USE



x40RF

- System for doors with standard door sizes
- System for doors made to measure HEIGHT <2410 mm
- System for doors made to measure WIDTH <1069 mm
- System for doors made to measure max total < 2,36 m²
- System for doors with integrated door closer ITS 96N 2-4

PUSH - PULL VERSION DOORS



DOOR FITTINGS



3x K67



Magnetic lock profile cylinder

Intumescent gasket

INFO

Tested according to EN1634-1 and NBN 713.020. Classification: EI30 and RF30

The unique combination of functional aesthetics and certified fire resistance makes this door assembly the perfect constructional element in projects and public buildings, such as hotels, care centers and enterprises, ...

Xinnix Door Systems and De Coene Products, two experts in their field, decided to work together and develop a fire resistant door assembly without a visible door frame. This cooperation makes that these door assemblies are not only timeless and universally applicable but that they are in addition fire resistant (EI30).

TECHNICAL INFO

| door thickness | Xinnix system | push | pull | minimum finished wall thickness | maximum height | → |
|----------------|---------------|------|------|---------------------------------|----------------|---|
| 50 mm | X40RF | ok | ok | 100 mm | 2410 mm | B |

SPECIFICATIONS DOOR

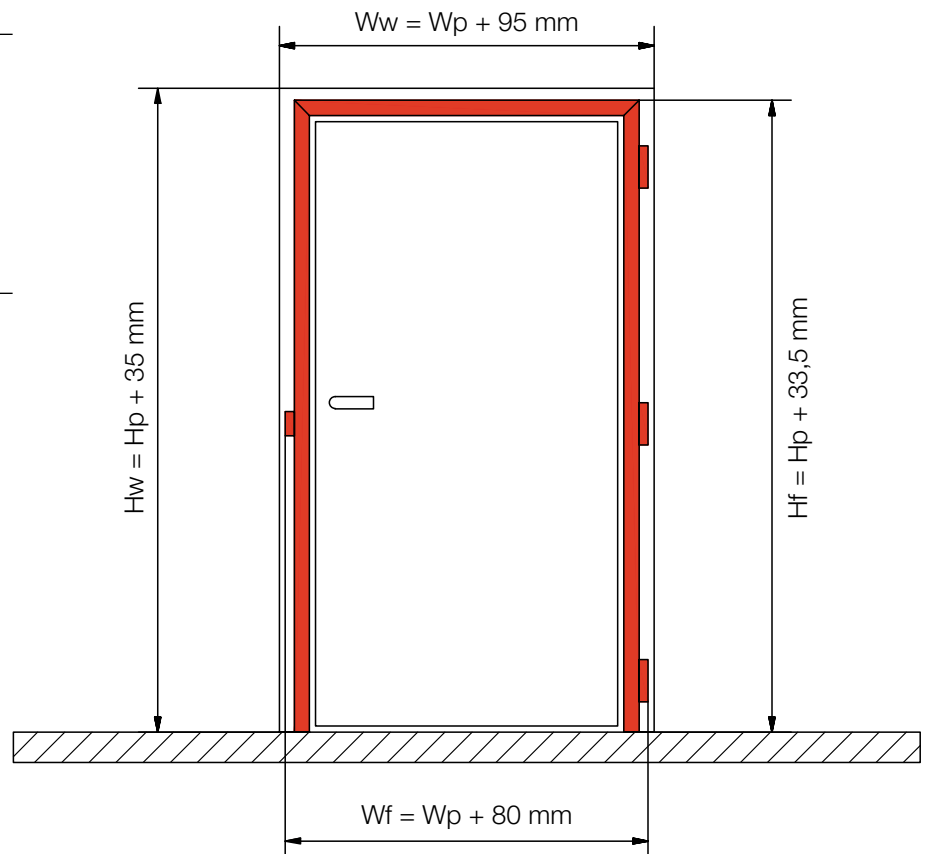


WALL FINISHING

- Plastering
- Plasterboard
- Walls with minimum density 550 kg/m³

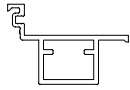
CHARACTERISTICS

- Safety with minimalistic design
- Door fire DF/EI 30
- Available for any standard door size of any country
- Door closer Dorma ITS 96N 2-4 can be integrated but is not compulsory
- 2 way installation
 - Installation frame without door
 - Installation door after wall finishing



ACCESSORIES (SEE PAGE 80)

X2-40



 **ACOUSTIC DOORS**



EASY DISTRIBUTION SYSTEM
2 BOX SYSTEM

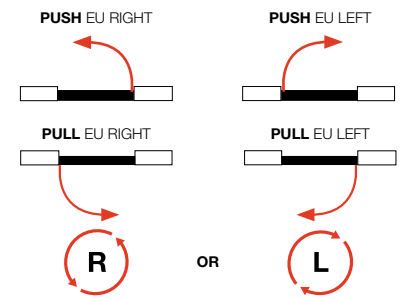


USE



- X2-40-V System for doors with standard door sizes
- X2-40-MV System for doors made to measure <3000 mm

PUSH - PULL VERSION DOORS



DOOR FITTINGS



| | |
|----------|-------------------------|
| | Xinnix X4030 |
| X2-40-V | 3 |
| X2-40-MV | 3 : Hp < 2100 mm |
| | 4 : Hp = 2100 - 2600 mm |
| | 5 : Hp = 2600 - 3000 mm |



Magnetic lock key hole

Standard or acoustic gasket

INFO

Tested according to NBN EN ISO 101040-2: 2010 and calculated according NBN EN ISO 717-1: 1997.

Xinnix Door Systems and De Coene Products, two experts in their field, decided to work together and develop an acoustic resistant door assembly without a visible door frame. This cooperation makes that these door assemblies are not only timeless and universally applicable but that they are in addition acoustic resistant.

TECHNICAL INFO:

X2-40 with **STANDARD** gaskets

ACOUSTIC DOOR 2115x930 mm and RETRACTABLE DOOR SEAL*

| door thickness | Xinnix system | push | pull | Rw | → |
|----------------|---------------|------|------|-------|---|
| 40 mm | X2-40 | - | ok | 34 dB | A |
| 50 mm | X2-40 | ok | ok | 35 dB | B |

This system integrated in an acoustic wall type IIa with a total surface of 10 m² (wall + door): Rw = 41 dB (40 mm) and 43 dB (50 mm)

SPECIFICATIONS DOOR



TECHNICAL INFO:

X2-40 with **ACOUSTIC** gaskets

ACOUSTIC DOOR 2115x930 mm and RETRACTABLE DOOR SEAL*

| door thickness | Xinnix system | push | pull | Rw | ↓ |
|----------------|---------------|------|------|-------|---|
| 40 mm | X2-40 | - | ok | 35 dB | A |
| 50 mm | X2-40 | ok | ok | 36 dB | B |

This system integrated in an acoustic wall type IIa with a total surface of 10 m² (wall + door): Rw = 42 dB (40 mm) and 43 dB (50 mm)

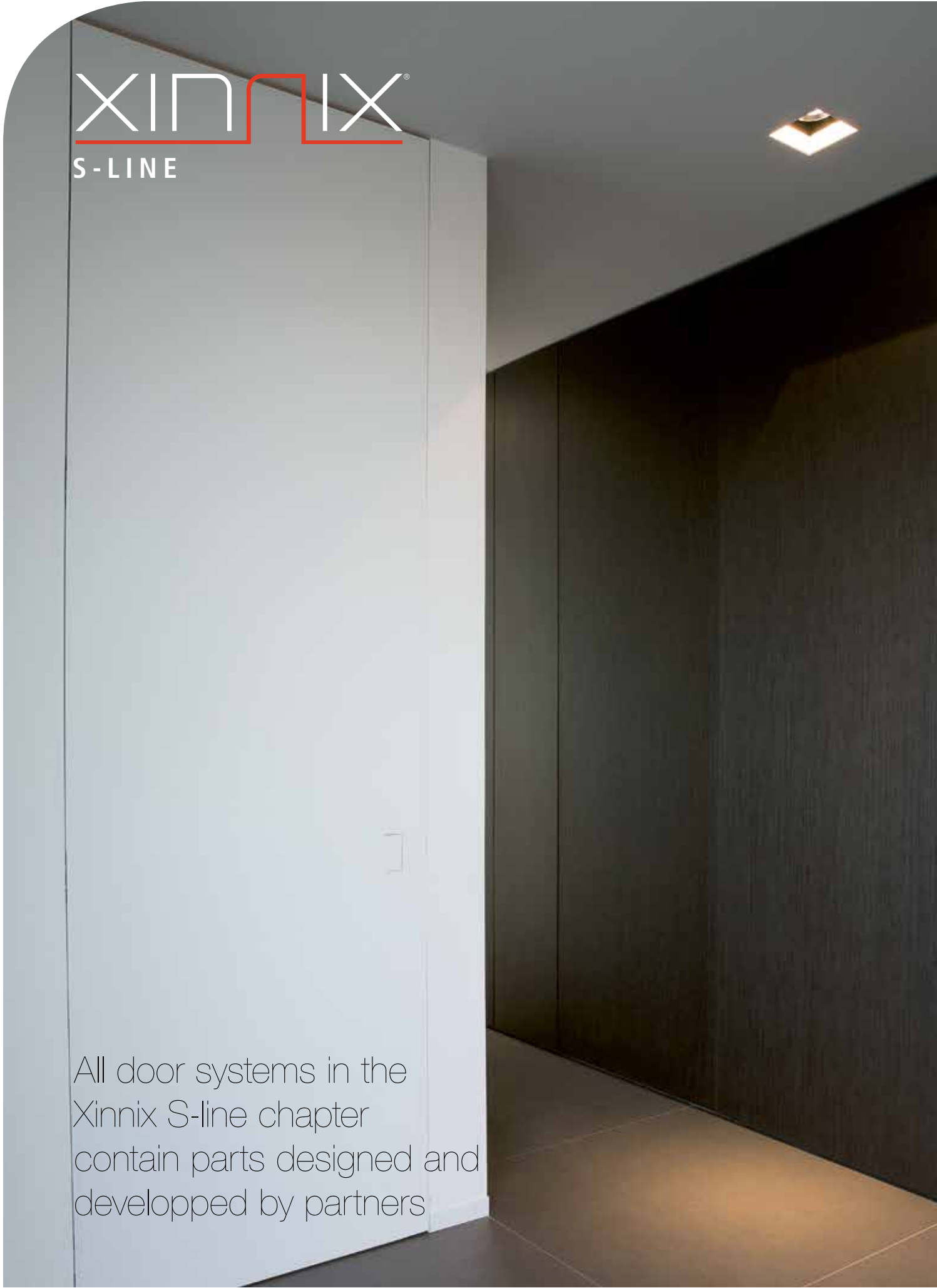
ACCESSORIES (SEE PAGE 80)



* Made by De Coene Products

The logo for Xinnix S-line, featuring the word 'XINNIX' in a stylized, white, sans-serif font. The letters 'I' and 'N' are connected, and the 'X' is formed by two overlapping shapes. A red horizontal line runs through the middle of the letters, with a red square-like shape at the end of the line on the right side. A registered trademark symbol (®) is located at the top right of the 'X'.

S-LINE

A photograph of a modern interior hallway. On the left, there is a tall, white, minimalist door system with a subtle vertical line and a small, recessed handle. The hallway extends into the distance, where dark, possibly black, doors are visible on the right wall. The ceiling is dark with a single square recessed light fixture. The floor is a light-colored, polished material.

All door systems in the Xinnix S-line chapter contain parts designed and developed by partners

TECTUS® TE 340 3D

TECTUS® TE 340 3D

SIMONSWERK
TECTUS®



TECTUS enables the optimal integration of unrebated doors in straight line and surface flush room structures.

The completely concealed hinge system TECTUS accepts load capacities of up to 120 kg, enables an opening angle of 180 degrees and can be used on timber, steel and aluminum frames.

The three-dimensional adjustability and maintenance-free slide bearing technology of TECTUS are used for high-quality residential doors and functional heavy-duty doors.

ADVANTAGES

- Completely concealed hinge system
- For unrebated residential doors
- Maintenance-free slide bearings
- with comfortable 3D adjustment (side +/- 3,0 mm, height +/- 3,0 mm, compression +/- 1,0 mm)

FINISH

- Mat chromed

| | | | | | | |
|---|---|---|---|----|---|----|
| 3 | 7 | 4 | 1 | *1 | 0 | 11 |
|---|---|---|---|----|---|----|

¹ depending on the finish

KFV LOCK

MAGNETIC MORTISE DOOR LOCK 116 1/2 F \varnothing 8

KFV



Available in 4 versions

- F-lock (without night latch)
- Key hole
- WC-lock
- Cylinder-lock

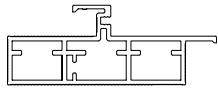
ADVANTAGES

- 8mm spindle square
- Easy to clean, since there is no protruding latch
- With escutcheon holes/preparation
- Closes quietly
- Flush, high-quality appearance
- Low wear since the latch no longer strikes the frame profiles
- Maintenance-free since the latch bevel does not need to be lubricated
- Front plate 235 x 20 mm

FINISH

- Stainless steel brushed finish

X1S



EASY DISTRIBUTION SYSTEM
2 BOX SYSTEM



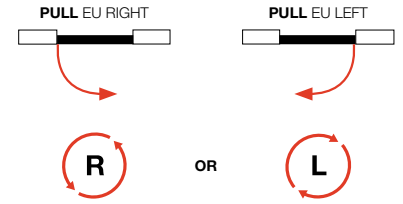
USE

X1S-V System for doors with standard door sizes
X1S-MV System for doors made to measure <3000 mm

X1S-MC Ceiling high system for doors without upper rail (see page 56)

X1S-MV-D System for double doors (see page 58)

PULL VERSION DOORS



DOOR FITTINGS

| | |
|--------|-------------------------|
| | Tectus TE 340 3D |
| X1S-V | 2 or 3 |
| X1S-MV | 2 : Hp < 2100 mm |
| X1S-MC | 3 : Hp = 2100 - 2600 mm |
| | 4 : Hp = 2600 - 3000 mm |



KFV magnetic lock
116 1/2 F

Standard gasket

TECHNICAL INFO

| door thickness | Xinnix system | push | pull | minimum finished wall thickness | maximum height | → |
|----------------|---------------|------|------|---------------------------------|----------------|---|
| 40 mm | X1S | - | ok | 100 mm | 3000 mm | A |
| 50 mm | X1S | - | ok | 100 mm | 3000 mm | B |

SPECIFICATIONS DOOR

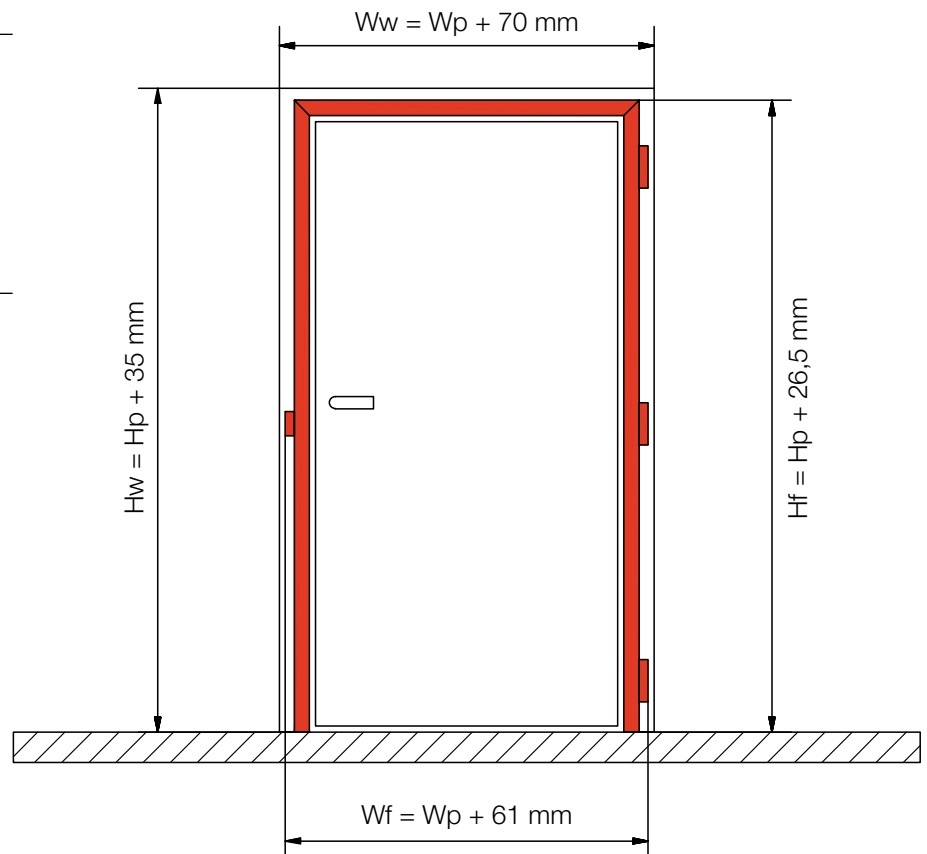


WALL FINISHING

- Plastering
- Plasterboard
- HPL
- Veneer
- Tile finish

CHARACTERISTICS

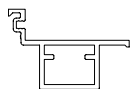
- Rigid Profile
- 2 way installation
 - Installation frame without door
 - Installation door after wall finishing



ACCESSORIES (SEE PAGE 80)

X2-40S




X2-45S



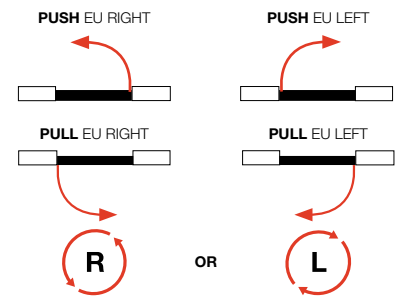
EASY DISTRIBUTION SYSTEM
2 BOX SYSTEM




USE

| | | |
|----------------------------------------------------------------------------------|---------------------------------------|----------------------------------------------------------------|
|  | X2-40S-V X2-45S-V | System for doors with standard door sizes |
| | X2-40S-MV X2-45S-MV | System for doors made to measure <3000 mm |
|  | X2-40S-MC X2-45S-MC | Ceiling high system for doors without upper rail (see page 56) |
|  | X2-40S-MV-D X2-45S-MV-D | System for double doors (see page 58) |

PUSH - PULL VERSION DOORS



DOOR FITTINGS

| | |
|-----------------------------------------------------------------------------------|-----------------------|
|  | Tectus TE 340 3D |
| X2-...S-V | 2 or 3 |
| X2-...S-MV | 2 : Hp < 2100 mm |
| X2-...S-MC | 3 : Hp 2100 - 2600 mm |
| | 4 : Hp 2600 - 3000 mm |




KfV magnetic lock
116 1/2 F

Standard gasket

TECHNICAL INFO

| door thickness | Xinnix system | push | pull | minimum finished wall thickness | maximum height | → |
|----------------|---------------|------|------|---------------------------------|----------------|---|
| 40 mm | X2-40S | - | ok | 75 mm | 3000 mm | A |
| 44-45 mm | X2-45S | - | ok | 80 mm | 3000 mm | A |
| 50 mm | X2-40S | ok | ok | 75 mm | 3000 mm | B |
| 55 mm | X2-45S | ok | ok | 80 mm | 3000 mm | B |

SPECIFICATIONS DOOR

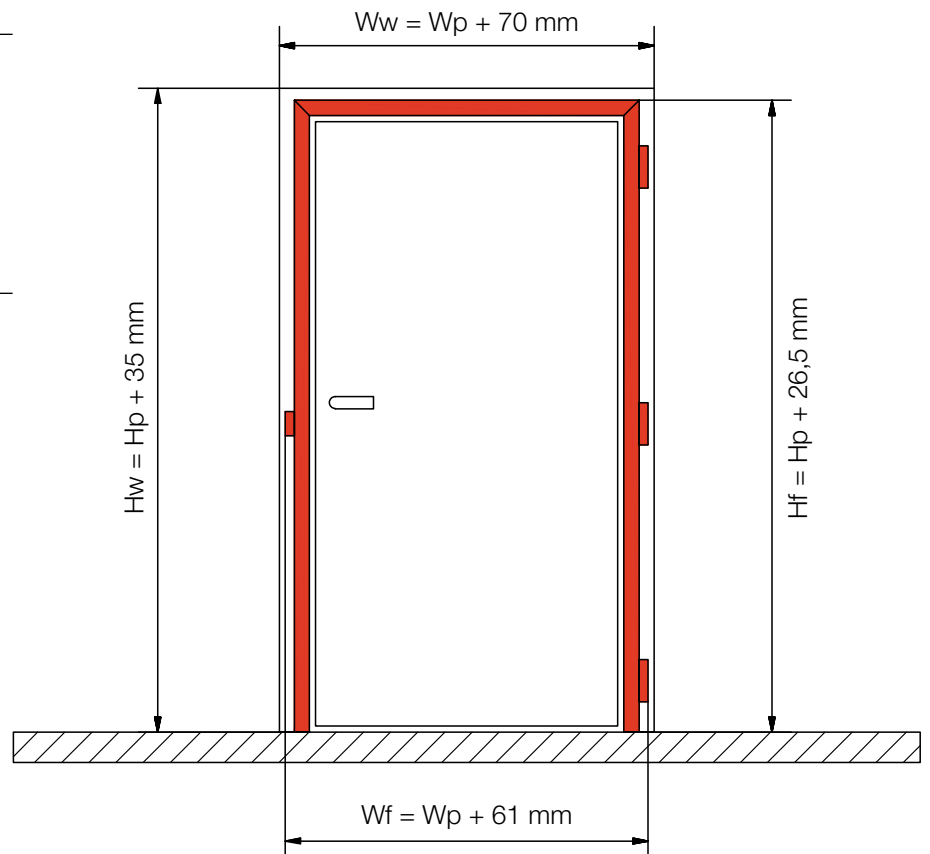


WALL FINISHING

- Plastering
- Plasterboard
- HPL
- Veneer
- Tile finish

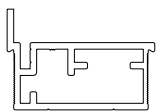
CHARACTERISTICS

- *ACOUSTIC TESTED* (see page 61)
- 2 way installation
 - Installation frame without door
 - Installation door after wall finishing



ACCESSORIES (SEE PAGE 80)



X45S-V



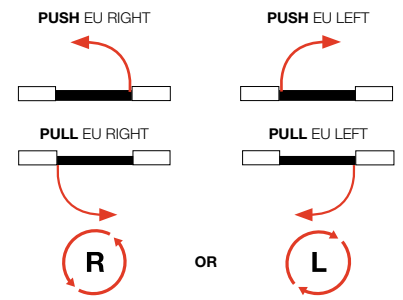
EASY DISTRIBUTION SYSTEM
2 BOX SYSTEM




USE

-  **X45S-V** System for doors with standard door sizes
- X45S-MV** System for doors made to measure < 3000 mm
-  **X45S-MV-D** System for double doors (see page 58)

PUSH - PULL VERSION DOORS



DOOR FITTINGS

| | |
|-----------------------------------------------------------------------------------|-------------------------|
|  | Tectus TE 340 3D |
| X45S-V | 2 or 3 |
| X45S-MV | 2 : Hp < 2100 mm |
| | 3 : Hp = 2100 - 2600 mm |
| | 4 : Hp = 2600 - 3000 mm |




KfV magnetic lock
116 1/2 F

Standard gasket

TECHNICAL INFO

| door thickness | Xinnix system | push | pull | minimum finished wall thickness | maximum height | → |
|----------------|---------------|------|------|---------------------------------|----------------|---|
| 44-45 mm | X45S-V | ok | ok | 75 mm | 3000 mm | B |

SPECIFICATIONS DOOR

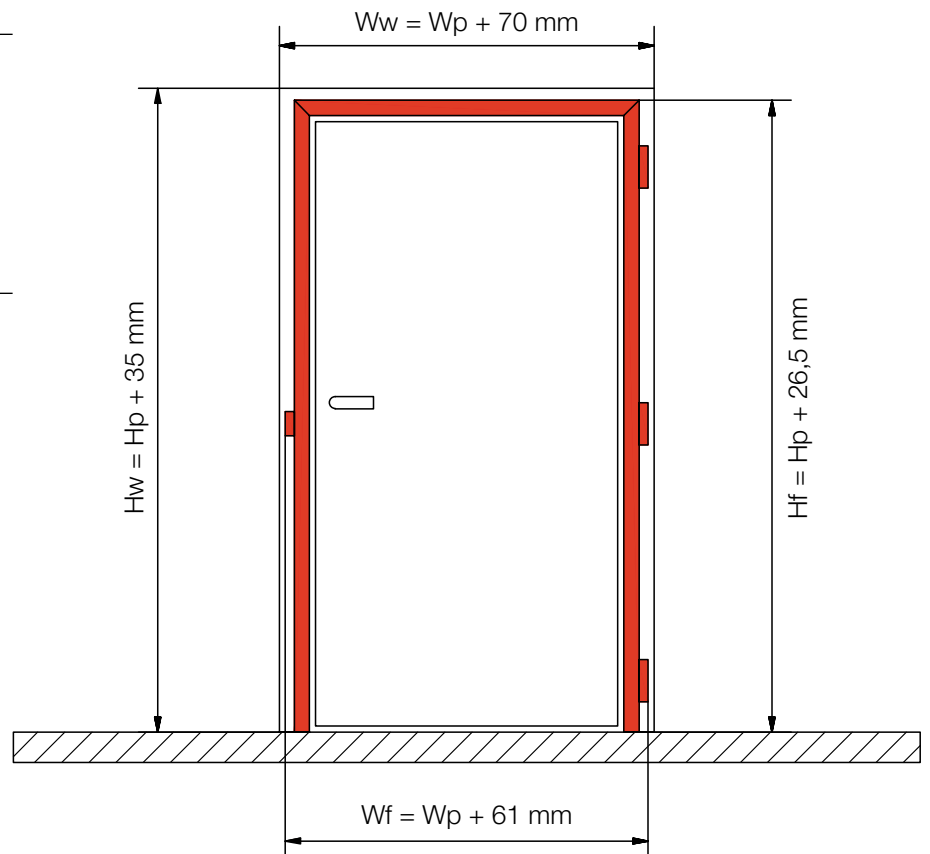


WALL FINISHING

- Plastering
- Plasterboard

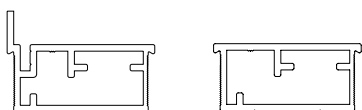
CHARACTERISTICS

- 1 way installation
Frame and door at same time




ACCESSORIES (SEE PAGE 80)

X45S-T



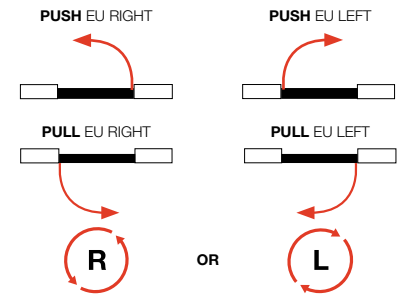
EASY DISTRIBUTION SYSTEM
2 BOX SYSTEM



USE



- X45S-T** System for doors with standard door sizes
- X45S-MT** System for doors made to measure < 3000 mm



DOOR FITTINGS



| | |
|---------|-------------------------|
| | Tectus TE 340 3D |
| X45S-T | 2 or 3 |
| X45S-MT | 2 : Hp < 2100 mm |
| | 3 : Hp = 2100 - 2600 mm |
| | 4 : Hp = 2600 - 3000 mm |




KFV magnetic lock
116 1/2 F

Standard gasket

TECHNICAL INFO

| door thickness | Xinnix system | push | pull | minimum finished wall thickness | maximum height | → |
|----------------|---------------|------|------|---------------------------------|----------------|---|
| 44-45 mm | X45S-T | ok | ok | 75 mm | 3000 mm | C |

SPECIFICATIONS DOOR

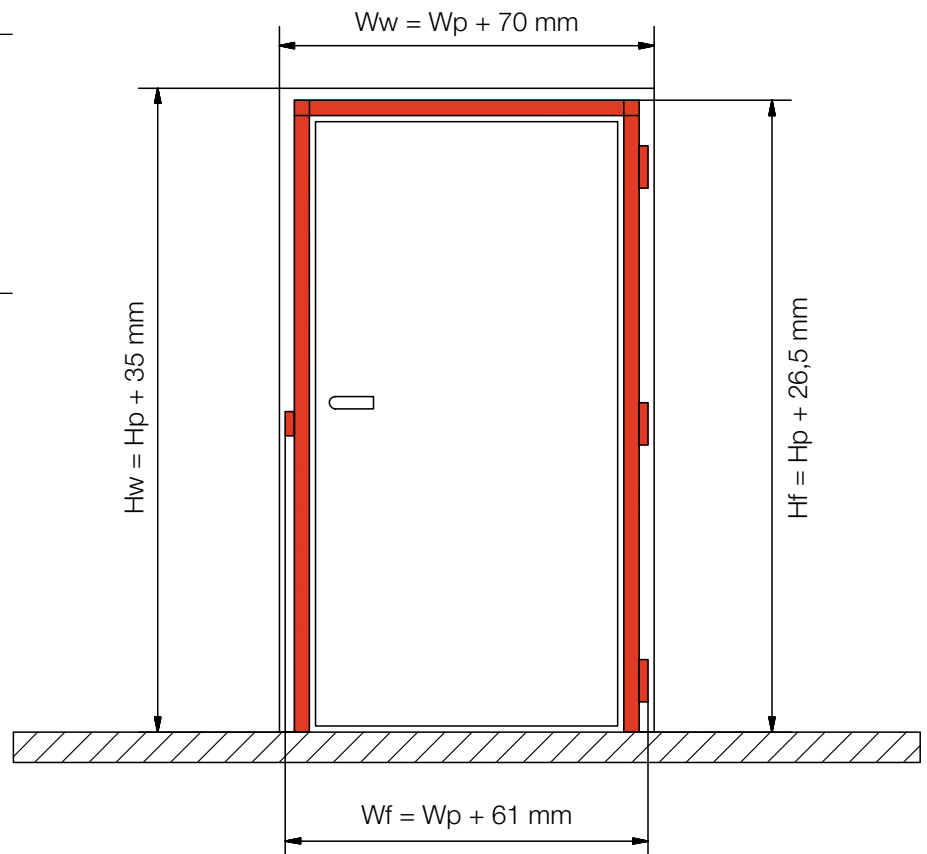


WALL FINISHING

- Plastering
- Plasterboard

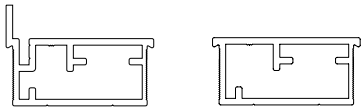
CHARACTERISTICS

- 1 way installation
Frame and door at the same time
- Short delivery time because of the multifunctionality of the system




ACCESSORIES (SEE PAGE 80)

X45S-TU



EASY DISTRIBUTION SYSTEM
2 BOX SYSTEM

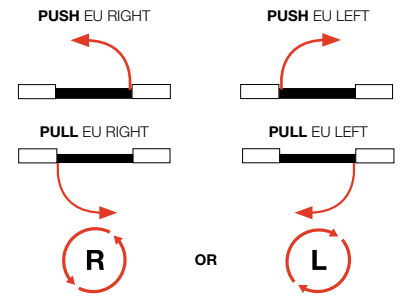


USE



X45S-TU System for doors with standard door widths
System with reducible uprights <3010 mm

PUSH - PULL VERSION DOORS
REDUCIBLE UPRIGHTS



DOOR FITTINGS



| | |
|---------|-------------------------|
| | Tectus TE 340 3D |
| X45S-TU | 3 : Hp = 2110 - 2410 mm |
| | 4 : Hp = 2410 - 2710 mm |
| | 5 : Hp = 2410 - 3010 mm |




KfV magnetic lock
116 1/2 F

Standard gasket

TECHNICAL INFO

| door thickness | Xinnix system | push | pull | minimum finished wall thickness | maximum height | → |
|----------------|----------------|------|------|---------------------------------|----------------|---|
| 44-45 mm | X45S-TU | ok | ok | 75 mm | 3010 mm | C |

SPECIFICATIONS DOOR

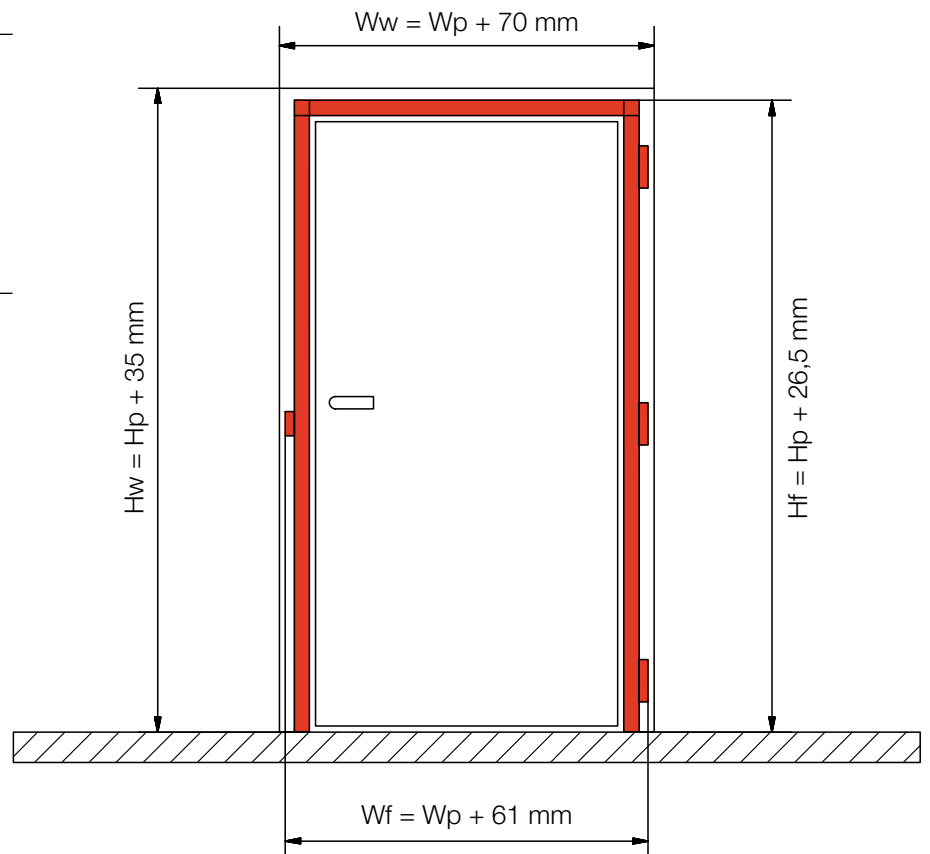


WALL FINISHING

- Plastering
- Plasterboard

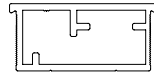
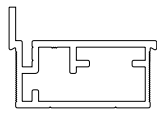
CHARACTERISTICS

- 1 way installation
Frame and door at the same time
- Short delivery time because of the DIY - system



ACCESSORIES (SEE PAGE 80)

X45S-KT



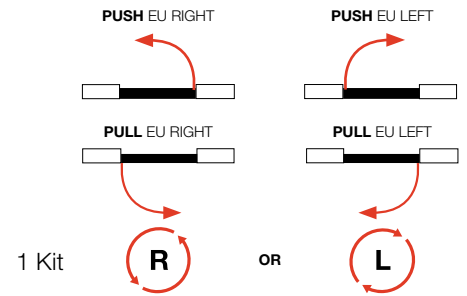
EASY DISTRIBUTION SYSTEM
1 BOX SYSTEM



USE

X45-KT Doors with standard door heights < 2410 mm
System with reducible upper rail < 1030 mm

PUSH - PULL VERSION DOORS
REDUCIBLE UPPER RAIL




DOOR FITTINGS



TECHNICAL INFO

| door thickness | Xinnix system | push | pull | minimum finished wall thickness | maximum height | → |
|----------------|----------------|------|------|---------------------------------|----------------|---|
| 44-45 mm | X45S-KT | ok | ok | 75 mm | 2410 mm | C |

SPECIFICATIONS DOOR

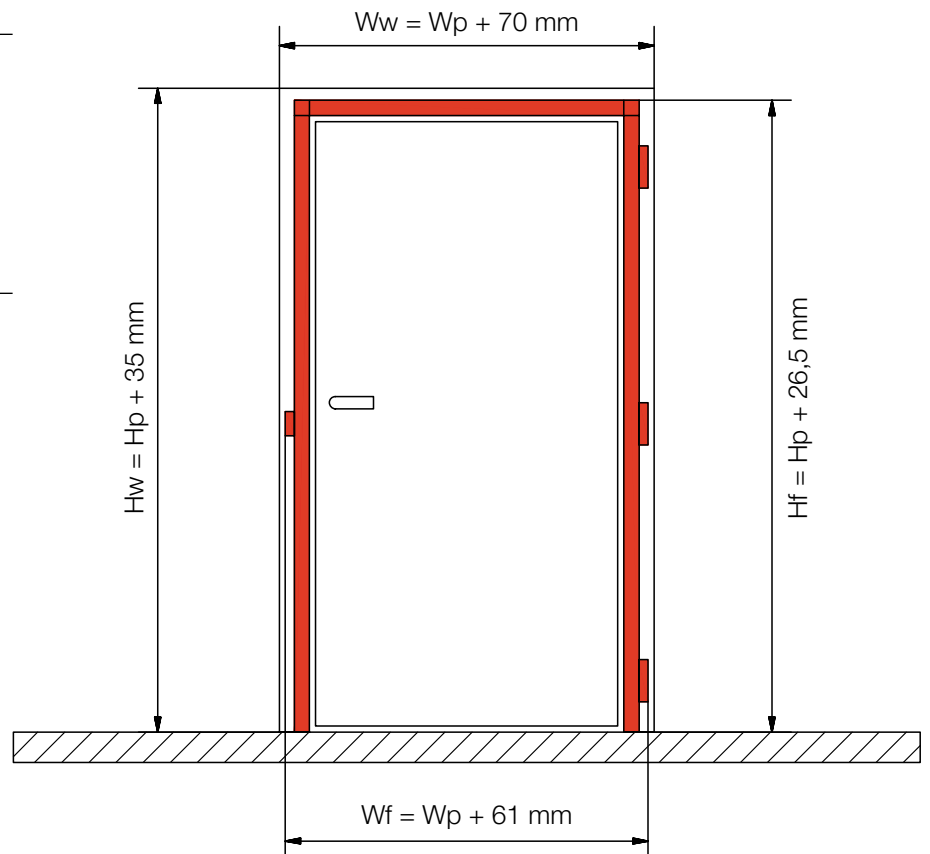


WALL FINISHING

- Plastering
- Plasterboard

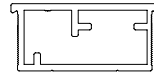
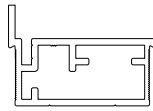
CHARACTERISTICS

- 1 way installation
Frame and door at the same time
- Short delivery time because of the DIY - system




ACCESSORIES (SEE PAGE 80)

X45S-KTU



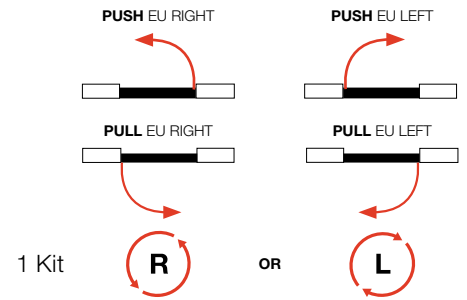
EASY DISTRIBUTION SYSTEM
1 BOX SYSTEM



USE



X45S-KTU System with reducible uprights <3010 mm
System with reducible upperrail <1030 mm



DOOR FITTINGS



| | |
|----------|-------------------------|
| | Tectus TE 340 3D |
| X45S-KTU | 3 : Hp = 2110 - 2410 mm |
| | 4 : Hp = 2410 - 2710 mm |
| | 5 : Hp = 2410 - 3010 mm |




KFV magnetic lock
116 1/2 F

Standard gasket

TECHNICAL INFO

| door thickness | Xinnix system | push | pull | minimum finished wall thickness | maximum height | → |
|----------------|-----------------|------|------|---------------------------------|----------------|---|
| 44-45 mm | X45S-KTU | ok | ok | 75 mm | 3010 mm | C |

SPECIFICATIONS DOOR

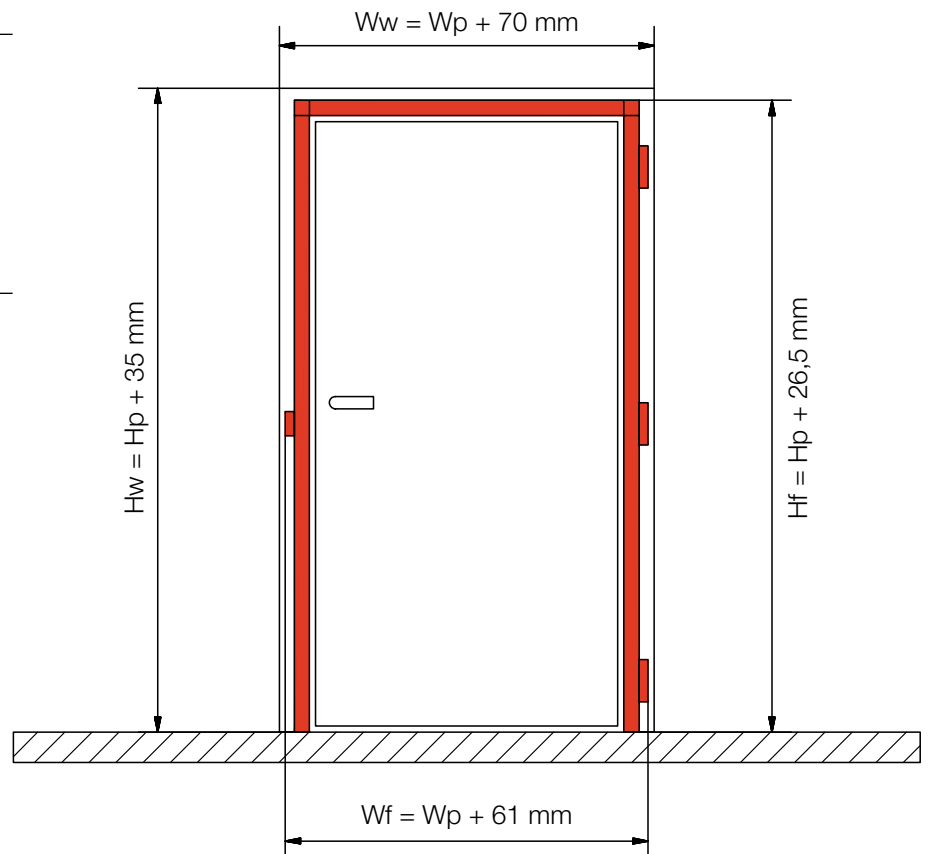


WALL FINISHING

- Plastering
- Plasterboard

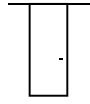
CHARACTERISTICS

- 1 way installation
Frame and door at the same time
- Short delivery time because of the DIY - system



ACCESSORIES (SEE PAGE 80)

CEILING HIGH



S-LINE



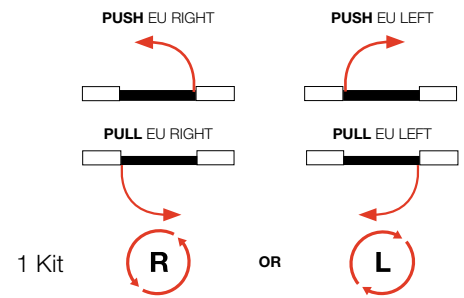
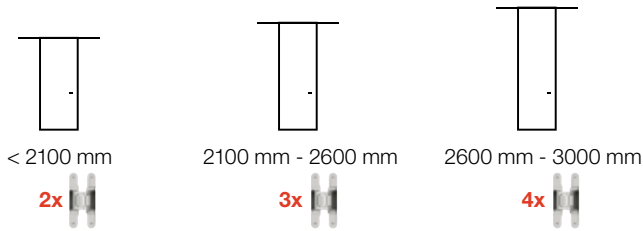
EASY DISTRIBUTION SYSTEM
1 BOX SYSTEM



SERIES 90°

PUSH - PULL VERSION DOORS
WITHOUT UPPER RAIL

USE



DOOR FITTINGS



TECHNICAL INFO

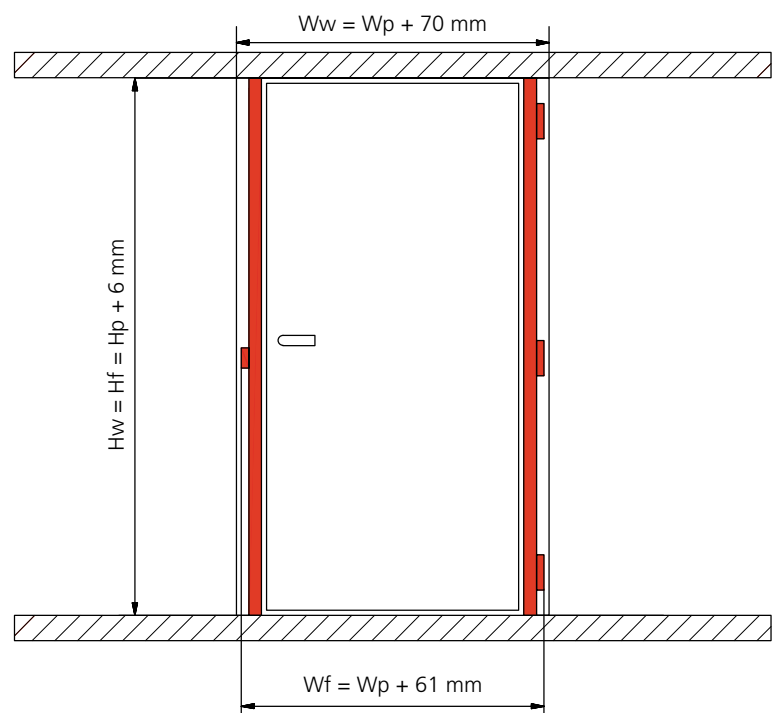
| door thickness | Xinnix system | push | pull | minimum finished wall thickness | maximum height | → |
|----------------|---------------|------|------|---------------------------------|----------------|---|
| 40 mm | X1S | - | ok | 100 mm | 3000 mm | A |
| | X2-40S | - | ok | 75 mm | 3000 mm | A |
| 44-45 mm | X2-45S | - | ok | 80 mm | 3000 mm | A |
| 50 mm | X1S | - | ok | 100 mm | 3000 mm | C |
| | X2-40S | ok | ok | 75 mm | 3000 mm | C |
| 55 mm | X2-45S | ok | ok | 80 mm | 3000 mm | C |

SPECIFICATIONS DOOR



CHARACTERISTICS

- 2 way installation
 - Installation frame without door
 - Installation door after wall finishing
- Minimalistic design



ACCESSORIES (SEE PAGE 80)

DOUBLE DOOR SYSTEM



S-LINE



EASY DISTRIBUTION SYSTEM
1 BOX SYSTEM



USE



X...S-MV-D System for double doors

DOOR FITTINGS



| | |
|-------------|-------------------------|
| | Tectus TE 340 3D |
| DOUBLE DOOR | 2 : Hp < 2100 mm |
| | 3 : Hp = 2100 - 2600 mm |
| | 4 : Hp = 2600 - 3000 mm |



KfV magnetic lock
116 1/2 F

Standard gasket

TECHNICAL INFO

| door thickness | Xinnix system | push | pull | minimum finished wall thickness | maximum height | → |
|----------------|---------------|------|------|---------------------------------|----------------|---|
| 40 mm | X1S | - | ok | 100 mm | 3000 mm | A |
| | X2-40S | - | ok | 75 mm | 3000 mm | A |
| 44-45 mm | X2-45S | - | ok | 80 mm | 3000 mm | A |
| | X45S-V | ok | ok | 75 mm | 3000 mm | B |
| 50 mm | X1S | - | ok | 100 mm | 3000 mm | B |
| | X2-40S | ok | ok | 75 mm | 3000 mm | B |
| 55 mm | X2-45S | ok | ok | 80 mm | 3000 mm | B |

SPECIFICATIONS DOOR

A



B



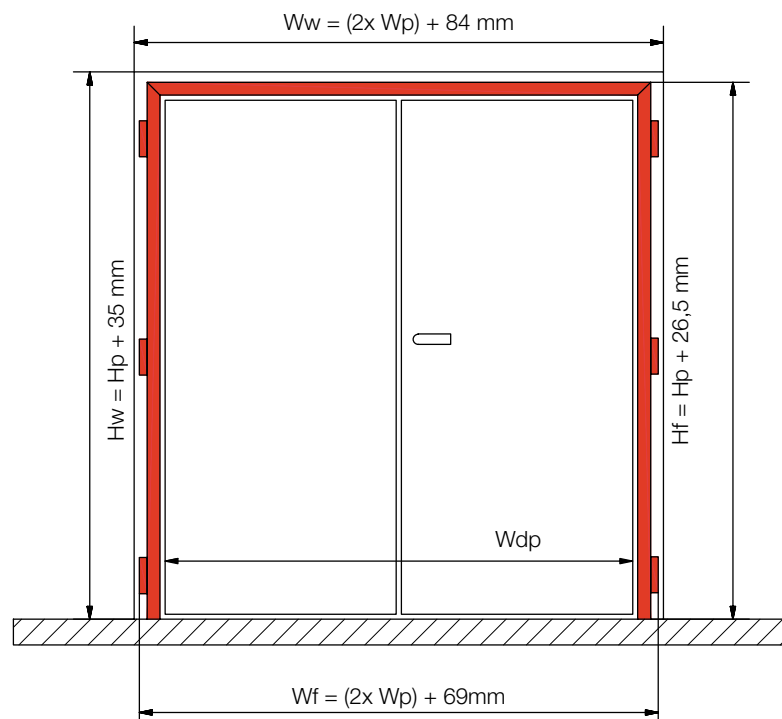
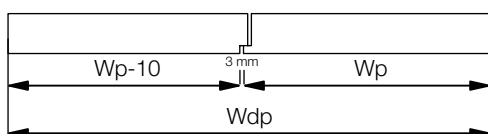
WALL FINISHING

- Plastering
- Plasterboard
- HPL
- Veneer
- Tile finish

CHARACTERISTICS

- Minimalistic design

DOUBLE DOOR WIDTH



ACCESSORIES (SEE PAGE 80)

X2-40S S-LINE



ACOUSTIC DOORS

INDICATIVE VALUES



EASY DISTRIBUTION SYSTEM
2 BOX SYSTEM

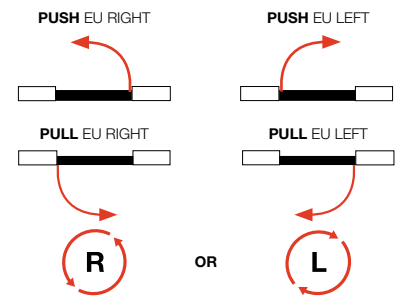


USE



- X2-40S-V System for doors with standard door sizes
- X2-40S-MV System for doors made to measure <3000 mm

PUSH - PULL VERSION DOORS



DOOR FITTINGS



| | |
|------------------------|-------------------------|
| | Tectus TE 340 3D |
| X2-40S-V | 2 or 3 |
| | 2 : Hp < 2100 mm |
| X2-40S-MV X2-40S-MC | 3 : Hp = 2100 - 2600 mm |
| | 4 : Hp = 2600 - 3000 mm |



KFV magnetic lock
116 1/2 F

Standard or
acoustic gasket

INFO: THESE ARE INDICATIVE VALUES BASED ON THE ACOUSTIC TESTS WITH XINNIX HINGES

Tested according to NBN EN ISO 101040-2: 2010 and calculated according NBN EN ISO 717-1: 1997.

Xinnix Door Systems and De Coene Products, two experts in their field, decided to work together and develop an acoustic resistant door assembly without a visible door frame. This cooperation makes that these door assemblies are not only timeless and universally applicable but that they are in addition acoustic resistant.

TECHNICAL INFO:

X2-40S with STANDARD gaskets

ACOUSTIC DOOR 2115x930 mm and RETRACTABLE DOOR SEAL*

| door thickness | Xinnix system | push | pull | Rw | → |
|----------------|---------------|------|------|-------|---|
| 40 mm | X2-40S | - | ok | 34 dB | A |
| 50 mm | X2-40S | ok | ok | 35 dB | B |

This system integrated in an acoustic wall type IIa with a total surface of 10 m² (wall + door): Rw = 41 dB (40 mm) and 43 dB (50 mm)

SPECIFICATIONS DOOR



TECHNICAL INFO:

X2-40S with ACOUSTIC gaskets

ACOUSTIC DOOR 2115x930 mm and RETRACTABLE DOOR SEAL*

| door thickness | Xinnix system | push | pull | Rw | ↓ |
|----------------|---------------|------|------|-------|---|
| 40 mm | X2-40S | - | ok | 35 dB | A |
| 50 mm | X2-40S | ok | ok | 36 dB | B |

This system integrated in an acoustic wall type IIa with a total surface of 10 m² (wall + door): Rw = 42 dB (40 mm) and 43 dB (50 mm)

ACCESSORIES (SEE PAGE 80)



* Made by De Coene Products

XINNIX®

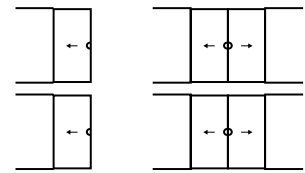
SLIDING DOORS



USE

X5 system
wood - glass doors


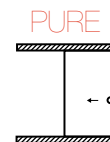
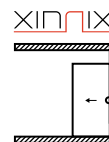
X6 system
wood - glass doors



ITEMS

- Xinnix track
- Xinnix trolley hangers for max. 120 kg door panel
- Xinnix suspensions parts: Pure or Xinnix finish
- Softbrake (not yet available for Pure finish)
- Bottom Guide
- Installation key

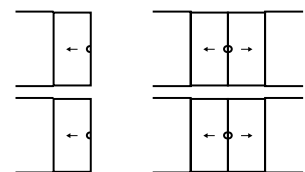
FINISH



USE

X5 system
wood - glass doors

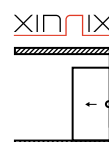
X6 system
wood - glass doors



ITEMS

- Hawa track
- Hawa trolley hangers for max. 80 kg door panel
- Hawa suspensions parts: Pure (80/B) or Xinnix (80/Z) finish
- Softbrake (not yet available for Pure (80/B) finish)
- Bottom Guide
- Installation key

FINISH




X5

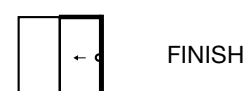
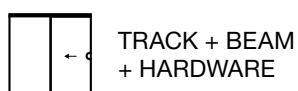
SLIDING DOOR WOOD



EASY DISTRIBUTION SYSTEM
3 BOX SYSTEM



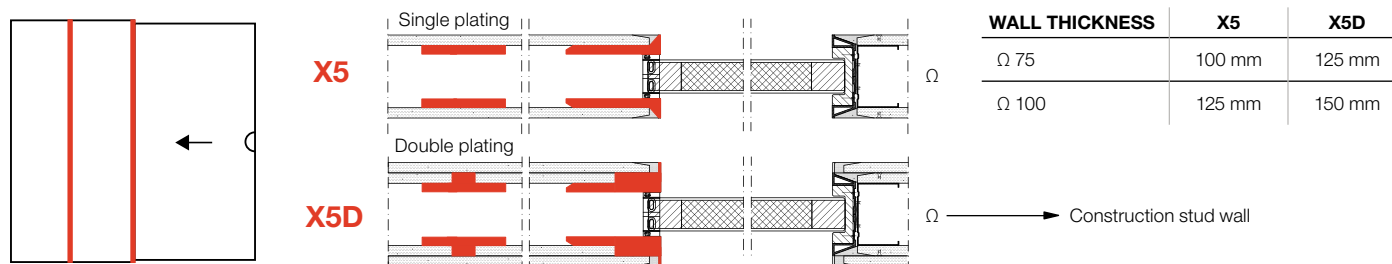
DOOR FITTINGS: 3 BOX SYSTEM



TECHNICAL INFO

| door thickness | Xinnix system | construction stud wall | minimum finished wall thickness | maximum door size |
|----------------|---------------|------------------------|---------------------------------|-------------------|
| 25 - 40 mm | X5 | Ω 75 | 100 mm | 2100 x 1000 mm |
| 25 - 40 mm | X5D | Ω 75 | 125 mm | 2300 x 1000 mm |
| 40 - 60 mm | X5 | Ω 100 | 125 mm | 2100 x 1000 mm |
| 40 - 60 mm | X5D | Ω 100 | 150 mm | 3000 x 3000 mm |

BOX 1: UPRIGHTS



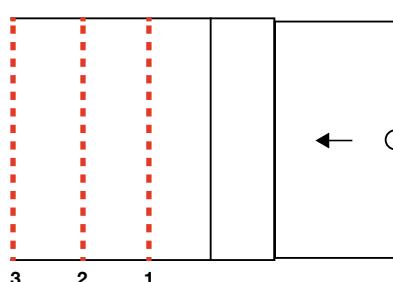
FIXED UPRIGHTS FOR DOOR PANELS Hp

| HP | 1972 mm | 2040 mm |
|-----|------------|------------|
| X5 | X5 - 1972 | X5 - 2040 |
| X5D | X5D - 1972 | X5D - 2040 |

REDUCIBLE UPRIGHTS

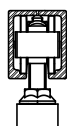
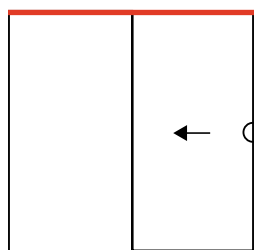
| Passage height | 2000 mm | 2100 mm | 2300 mm | 2700 mm | 3000 mm |
|----------------|------------|------------|------------|------------|------------|
| Hp max. | 2015 mm | 2115 mm | 2315 mm | 2715 mm | 3015 mm |
| X5 | X5 - 2000 | X5 - 2100 | - | - | - |
| X5D | X5D - 2000 | X5D - 2100 | X5D - 2300 | X5D - 2700 | X5D - 3000 |

EXTRA SET UPRIGHTS X5D/XM



| X5D / XM | Passage width |
|----------|----------------|
| 1 | 1201 - 1800 mm |
| 2 | 1801 - 2400 mm |
| 3 | 2401 - 3000 mm |

BOX 2: TRACK + BEAM + HARDWARE



- Xinnix Selection
- S-line Hawa



Ω 75
Ω 100

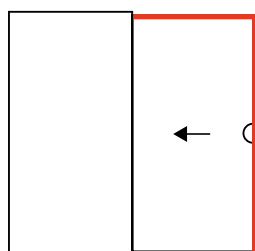
| WALL THICKNESS | X5 | X5D |
|----------------|--------|--------|
| Ω 75 | 100 mm | 125 mm |
| Ω 100 | 125 mm | 150 mm |

| XINNIX SELECTION | PASSAGE WIDTH | | CONSTRUCTION STUD WALL | UPRIGHTS |
|---------------------------------|----------------|-------------------------------------|------------------------|----------|
| X5 - 0830B.75 X5 - 0830B.100 | 800 mm | Fixed door width 830 mm | Ω 75 Ω 100 | X5 / X5D |
| X5 - 0930B.75 X5 - 0930B.100 | 900 mm | Fixed door width 930 mm | Ω 75 Ω 100 | X5 / X5D |
| X5 - 1000B.75 X5 - 1000B.100 | 500 - 1000 mm | Reducible door width 530 - 1030 mm | Ω 75 Ω 100 | X5 / X5D |
| X5 - 1200B.75 X5 - 1200B.100 | 1000 - 1200 mm | Reducible door width 1030 - 1230 mm | Ω 75 Ω 100 | X5D |
| X5 - 1500B.100 * | 1200 - 1500 mm | Reducible door width 1230 - 1530 mm | Ω 100 | X5D |
| Made to measure * | 1500 - 3000 mm | door width: 1530 - 3030 mm | Ω 100 | X5D |

| S-LINE HAWA | PASSAGE WIDTH | | CONSTRUCTION STUD WALL | UPRIGHTS |
|-------------------------------------|----------------|-------------------------------------|------------------------|----------|
| X5 - H 1000B.75 X5 - H 1000B.100 | 500 - 1000 mm | Reducible door width 530 - 1030 mm | Ω 75 Ω 100 | X5 / X5D |
| X5 - H 1200B.75 X5 - H 1200B.100 | 1000 - 1200 mm | Reducible door width 1030 - 1230 mm | Ω 75 Ω 100 | X5D |
| X5 - H 1500B.100 * | 1200 - 1500 mm | Reducible door width 1230 - 1530 mm | Ω 100 | X5D |
| Made to measure * | 1500 - 3000 mm | door width: 1530 - 3030 mm | Ω 100 | X5D |

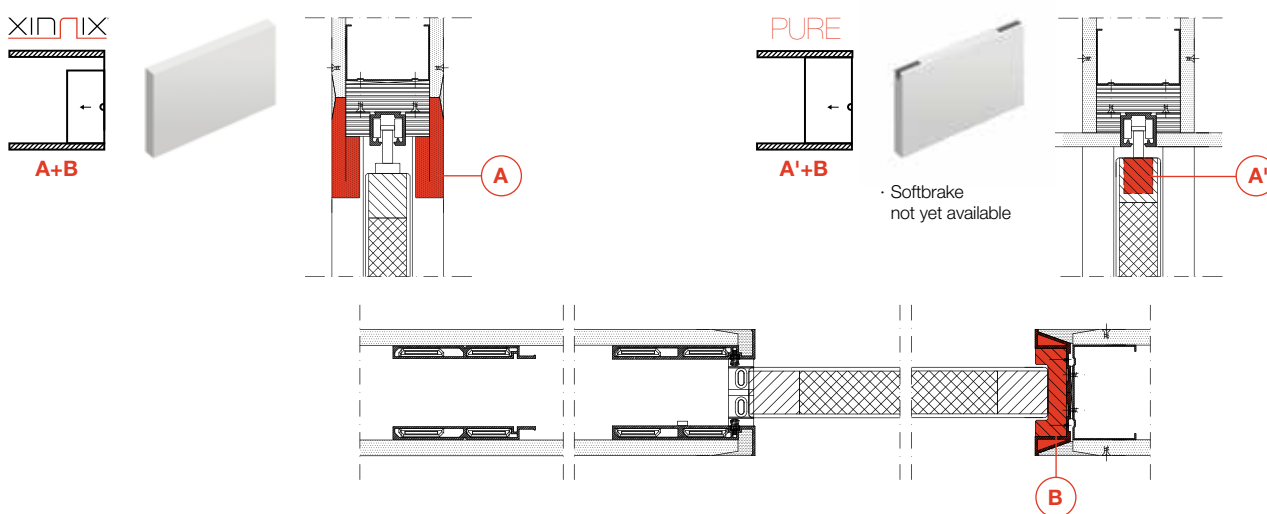
* extra set uprights X5D / XM (see page 65)

BOX 3: FINISH



| TO INDICATE | XINNIX | PURE |
|----------------|-----------------------------------------------------------------|--------------------------------|
| PLATING | X5 - X5D | - |
| PASSAGE HEIGHT | 2300 - 2700 - 3000 mm | 2300 - 2700 - 3000 mm |
| WALL THICKNESS | 100 - 125 - 150 mm | 100 - 125 - 150 mm |
| PASSAGE WIDTH | < 1000 mm (1) * 1000 - 2000 mm (2) * 2000 - 3000 mm (3) * | - |
| TYPE | - | Xinnix selection / S-line Hawa |

* number of finish profiles **A**

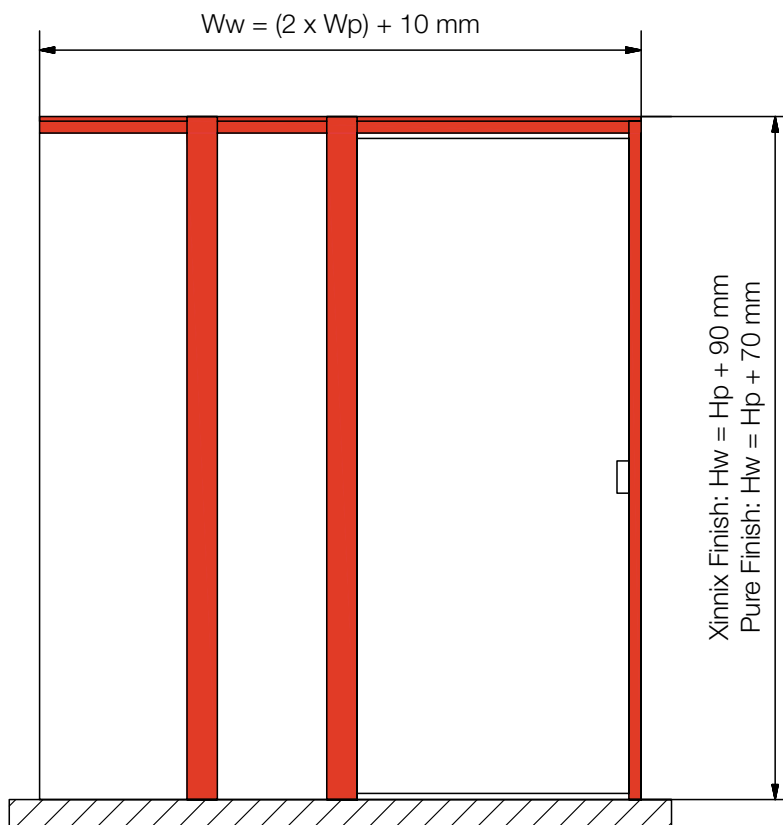


WALL FINISHING

- Plasterboard 12,5 mm

CHARACTERISTICS

- Easy installation
- Short delivery time because of DIY-system
- Minimalistic design



ACCESSORIES (SEE PAGE 85-87)

X5

SLIDING DOOR GLASS



EASY DISTRIBUTION SYSTEM
3 BOX SYSTEM



DOOR FITTINGS: 3 BOX SYSTEM



UPRIGHTS



TRACK + BEAM
+ HARDWARE



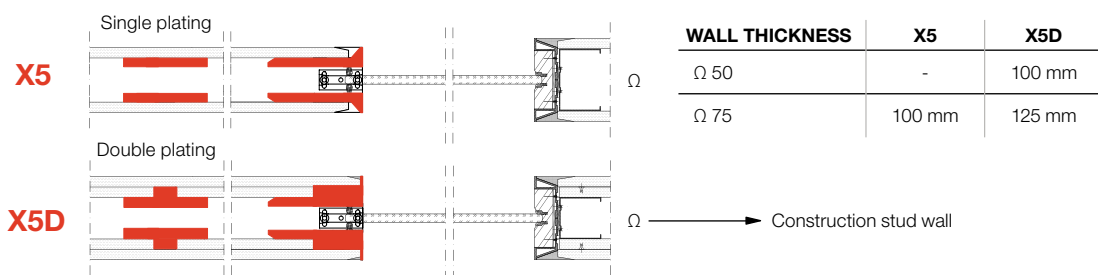
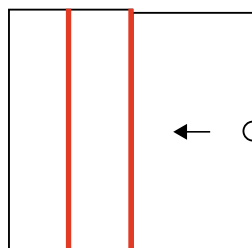
FINISH

TECHNICAL INFO

| door thickness | Xinnix system | construction stud wall | minimum finished wall thickness | maximum weight |
|----------------|---------------|------------------------|---------------------------------|----------------|
| 8 - 10 - 12 mm | X5D | Ω 50 | 100 mm | 60 kg |
| 8 - 10 - 12 mm | X5 | Ω 75 | 100 mm | 100 kg |
| 8 - 10 - 12 mm | X5D | Ω 75 | 125 mm | 100 kg |

glass door: 2000 x 1000 x 10 = 50 kg

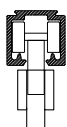
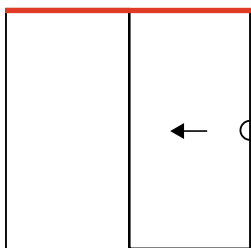
BOX 1: UPRIGHTS



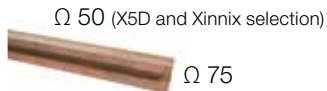
REDUCIBLE UPRIGHTS

| Passage height | 2000 mm | 2100 mm | 2300 mm | 2700 mm | 3000 mm |
|----------------|------------|------------|------------|------------|------------|
| X5 | X5 - 2000 | X5 - 2100 | - | - | - |
| X5D | X5D - 2000 | X5D - 2100 | X5D - 2300 | X5D - 2700 | X5D - 3000 |

BOX 2: TRACK + BEAM + HARDWARE



- Xinnix Selection
- S-line Hawa



| WALL THICKNESS | X5 | X5D |
|----------------|--------|--------|
| Ω 50 | - | 100 mm |
| Ω 75 | 100 mm | 125 mm |

| XINNIX SELECTION | PASSAGE WIDTH | | CONSTRUCTION STUD WALL | UPRIGHTS |
|------------------------------------|----------------|-------------------------------------|------------------------|-----------------|
| X5 - 0830B.50GL X5 - 0830B.75GL | 800 mm | Fixed door width 830 mm | Ω 50 Ω 75 | X5D X5 / X5D |
| X5 - 0930B.50GL X5 - 0930B.75GL | 900 mm | Fixed door width 930 mm | Ω 50 Ω 75 | X5D X5 / X5D |
| X5 - 1000B.50GL X5 - 1000B.75GL | 500 - 1000 mm | Reducible door width 530 - 1030 mm | Ω 50 Ω 75 | X5D X5 / X5D |
| X5 - 1200B.75GL | 1000 - 1200 mm | Reducible door width 1030 - 1230 mm | Ω 75 | X5D |
| X5 - 1500B.75GL * | 1200 - 1500 mm | Reducible door width 1230 - 1530 mm | Ω 75 | X5D |

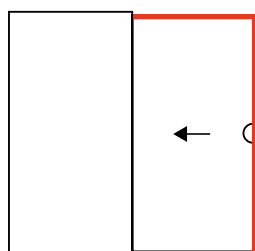
| S-LINE HAWA | PASSAGE WIDTH | | CONSTRUCTION STUD WALL | UPRIGHTS |
|---------------------|----------------|-------------------------------------|------------------------|----------|
| X5 - H 1000B.75GP | 500 - 1000 mm | Reducible door width 530 - 1030 mm | Ω 75 | X5 / X5D |
| X5 - H 1200B.75GP | 1000 - 1200 mm | Reducible door width 1030 - 1230 mm | Ω 75 | X5D |
| X5 - H 1500B.75GP * | 1200 - 1500 mm | Reducible door width 1230 - 1530 mm | Ω 75 | X5D |

* extra set uprights X5D / XM (see page 65)



HAWA-junior 80/GP

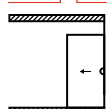
BOX 3: FINISH



| TO INDICATE | XINNIX | PURE |
|----------------|-----------------------------------------|-----------------------|
| PLATING | X5 - X5D | - |
| PASSAGE HEIGHT | 2300 - 2700 - 3000 mm | 2300 - 2700 - 3000 mm |
| WALL THICKNESS | 100 - 125 mm | 100 - 125 mm |
| PASSAGE WIDTH | < 1000 mm (1) * 1000 - 2000 mm (2) * | - |

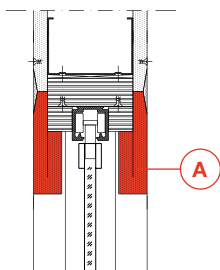
* number of finish profiles **A**

XINNIX

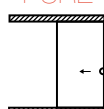


A+B

- Softbrake not yet available
- door drawings on demand

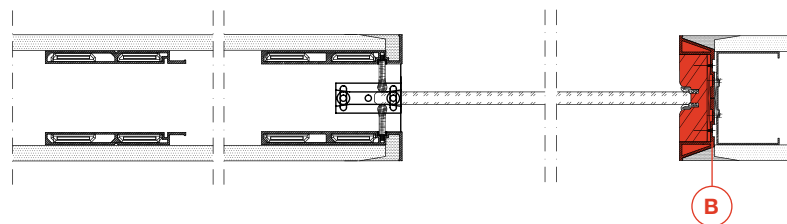
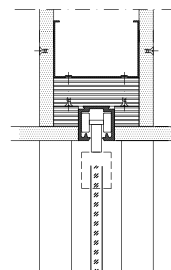


PURE



B

- Softbrake not yet available
- door drawings on demand

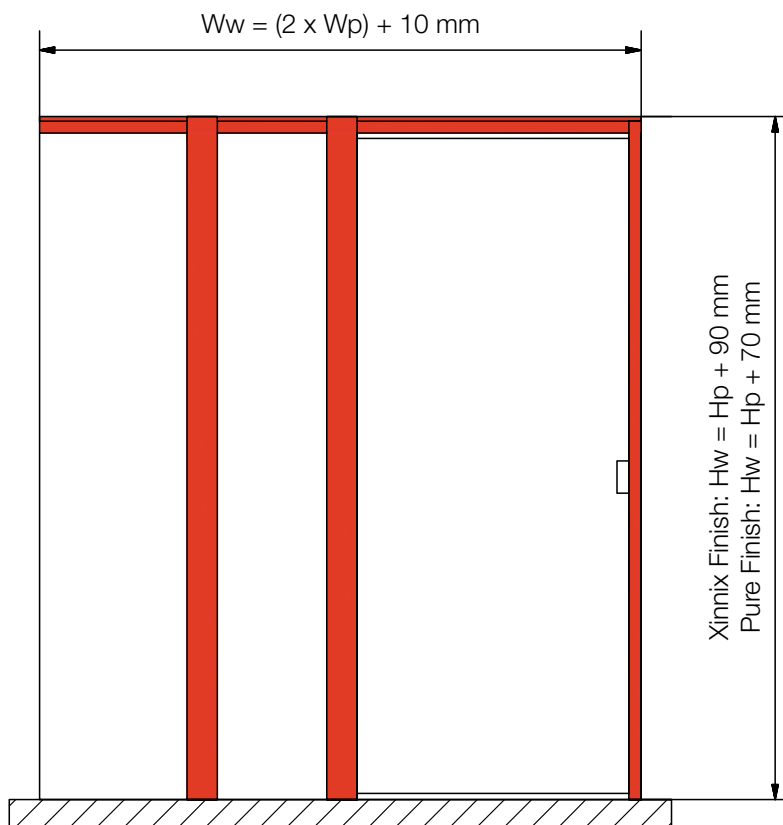


WALL FINISHING

- Plasterboard 12,5 mm

CHARACTERISTICS

- Easy installation
- Short delivery time because of DIY-system
- Minimalistic design




ACCESSORIES (SEE PAGE 85-87)

X5

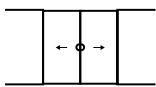
DOUBLE SLIDING DOOR
WOOD / GLASS



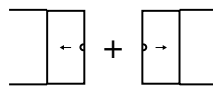
EASY DISTRIBUTION SYSTEM
5 BOX SYSTEM



USE



DOUBLE DOOR =

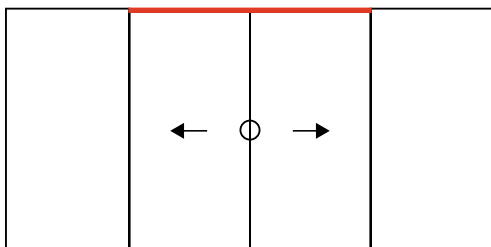


2x SINGLE DOOR

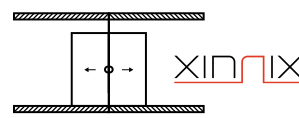
DOOR FITTINGS - TECHNICAL INFO - SPECIFICATION DOORS

- SYSTEM FOR WOODEN DOORS: see page 64-67
- SYSTEM FOR GLASS DOORS: see page 68-71

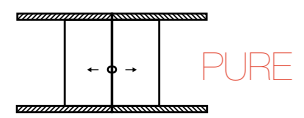
FINISH



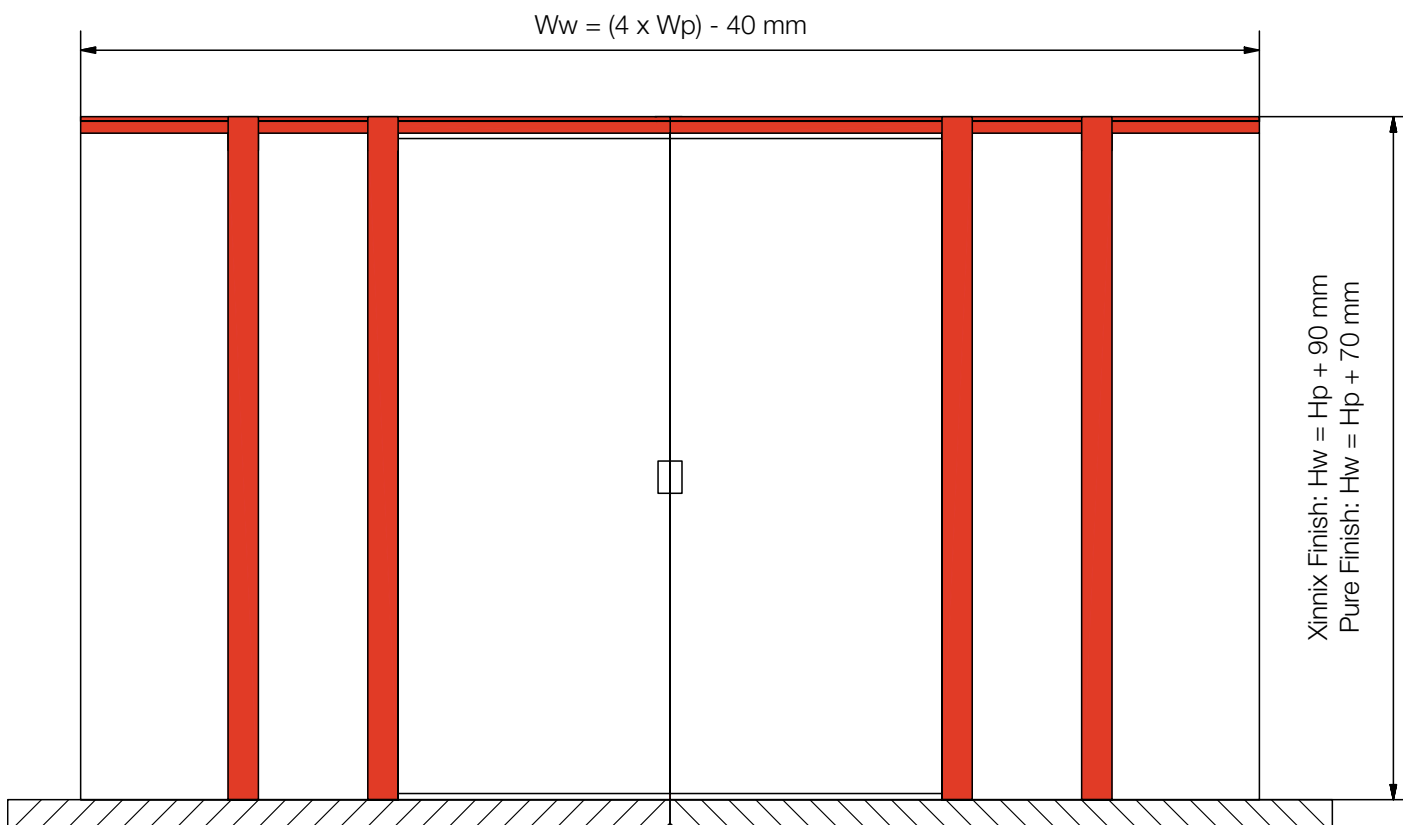
TO INDICATE



ONLY 2x PART A



ONLY 2x PART A'



ACCESSORIES (SEE PAGE 85-87)

X6

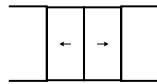
SLIDING DOOR



USE



SINGLE DOOR
GLASS / WOOD



DOUBLE DOOR
GLASS / WOOD

DOOR FITTINGS:



- Xinnix Selection

OR



- S-line Hawa



X6 Pocket frame

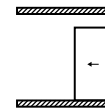
TECHNICAL INFO

| | |
|------------------------------------------------|---------------------------------------------------|
| Passage width | 600 - 700 - 800 - 900 - 1000 - 1100 - 1200 mm |
| Passage height | 2000 - 2100 mm made to measure: 2110 - 2700 mm |
| minimum finished wall thickness: 105 mm | |
| Door thickness | GLASS: 8 - 10 - 12 mm WOOD: 25 - 60 mm |

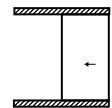
FINISH

TO INDICATE

XINNIX

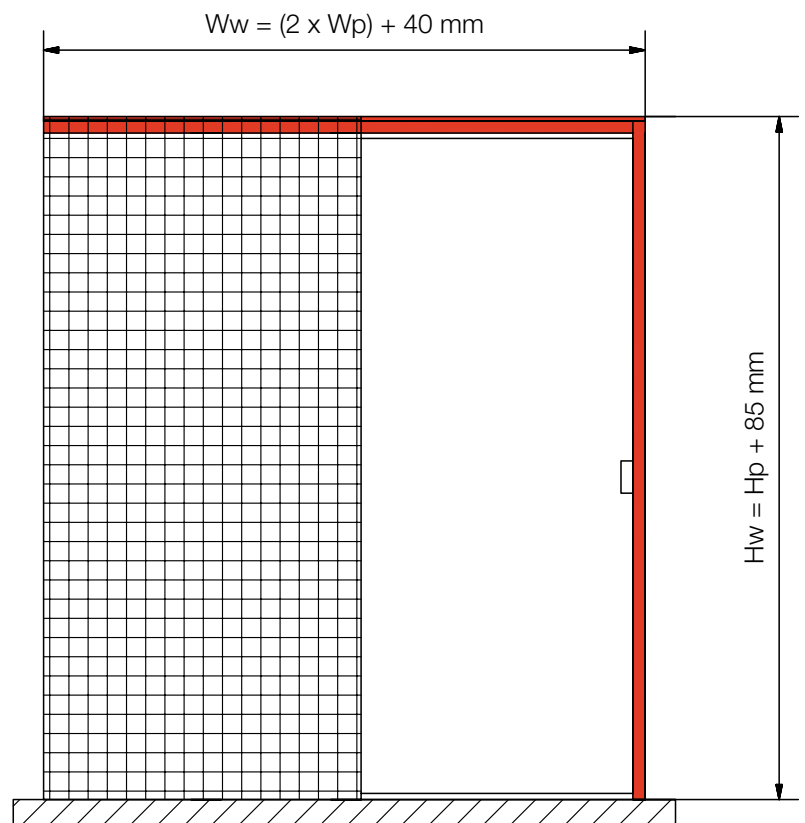


PURE



WALL FINISHING

- Plastering



ACCESSORIES (SEE PAGE 85-87)

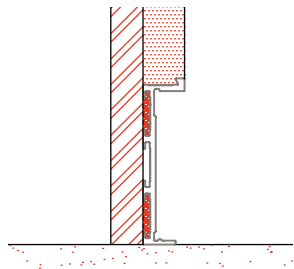
XINNIX®

Universal integrated plinth

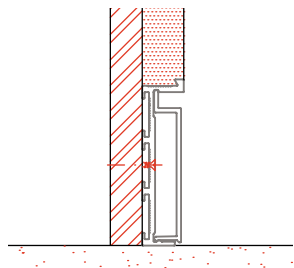


ALUMINIUM PLINTH XP50[®] SUITABLE FOR NEGATIVE AND FLUSH FINISH:

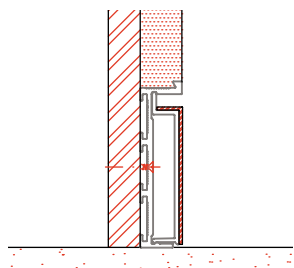
One base for different versions



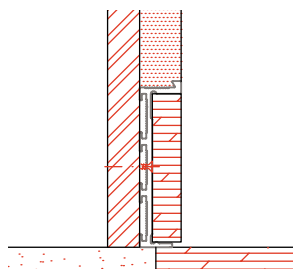
Negative version -9 mm
- XP50



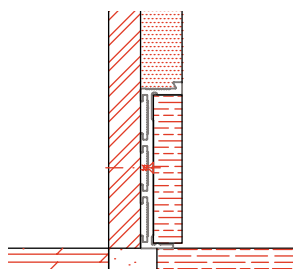
Flush version with cover
- XP50 + XP50-Cover




Flush version with cover and
stainless steel topplate
- XP50 + XP50-Cover + XP50-RVS



Flush version with stone plinth
- XP50 + stone plinth (not included)



Flush version with HPL plinth
- XP50 + HPL plinth (not included)



WALL FINISHING:

Suitable for any type of wall:

- Plastering
- Plasterboard

CHARACTERISTICS:

- Untreated, natural mat anodized or white coated profiles
- Possibility to glue a stainless steel topplate on the cover profile
- All installation and adjustment pieces are available
- Easy distribution by using a logic packaging system:
L = 2000 and 3000 mm
- Mechanically fixed or glued invisible in the wall construction
- Precious timeless finish
- Minimalistic dimensions : Height 50 mm - Depth 13 mm

XINNIX[®]

ACCESSORIES



ACCESSORIES

| | | |
|-----------------------------------|--|--------------|
| Handles and accessories for doors | | Pag. 80 - 81 |
| Magnetic door locks | | Pag. 82 |
| Noha door locks and accessories | | Pag. 83 |
| Hinges | | Pag. 84 |
| Gaskets | | Pag. 84 |
| Finishing profile | | Pag. 84 |
| Handles for sliding doors | | Pag. 85 |
| Locks for sliding doors | | Pag. 86 - 87 |
| Access control | | Pag. 87 |

HANDLES AND ACCESSORIES FOR DOORS



XA-RF150



XA-IT2001



XA-IT.BB



XA-IT.PZ



XA-IT.WC

HANDLES AND ACCESSORIES FOR DOORS



XA-IT151



XA-IT002.BB



XA-IT002.PZ



XA-IT002.WC



XA-2016



XA-2016L



XA-BB



XA-PZ



XA-2033



XA-H160.NS



XA-1500.40WC
XA-1500.50WC



XA-NH100I

MAGNETIC DOOR LOCKS



XA-970BB.CS

| | |
|------------------------------|--|
| XA-970BB.CS 8 x 90 mm | |
| XA-973WC.CS 8 x 8 x 95 mm | |
| XA-978PZ.CS 8 x 85 mm | |

190 x 22 mm

| | |
|------------------------------|--|
| XA-980BB.CS 8 x 90 mm | |
| XA-983WC.CS 8 x 8 x 95 mm | |
| XA-989PZ.CS 8 x 85 mm | |



XA-999.CS

240 x 22 mm



XA-KFV116 F

| | |
|------------------------------|--|
| XA-KFV116F | |
| XA-KFV116BB 8 x 72 mm | |
| XA-KFV116WC 8 x 8 x 78 mm | |
| XA-KFV116PZ 8 x 72 mm | |

235 x 20 mm



XA-NZ.G



XA-NZ.B



XA-998.CS


82 x 22 mm

NOHA DOOR LOCKS AND ACCESSORIES

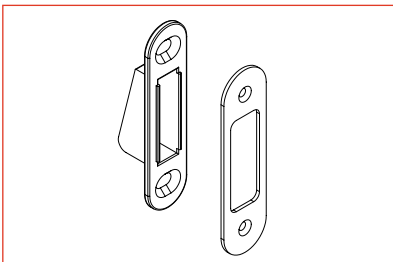


XA-937

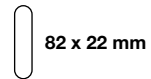
XA-937 \square 6 x 6 mm
XA-938



190 x 22 mm



XA-998NH.CS



82 x 22 mm



XA-NH003I

XA-NH003I


Coverplate
STAINLESS STEEL
85 x 43 x 3 mm



XA-NH004M

XA-NH004M
XA-NH006M

Coverplate
MDF
85 x 43 x 4 mm
85 x 43 x 6 mm



XA-1500-WC



XA-NH100I

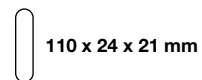
Bathroom
SNIB

HINGES



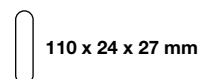
X4021

load capacity
40 kg / 2 hinges




X4030

load capacity
60 kg / 2 hinges



XA TE340

load capacity
80 kg / 2 hinges



GASKETS

| | | |
|--|----------------------------------|----------------------------------------|
| | X1 X2-40 X2-45 X5 X6 | XD.X000-.W XD.X000-.T XD.X000-.G |
|--|----------------------------------|----------------------------------------|

| | | |
|--|------------|-------------------------------------------|
| | X40 X45 | XD.X4000-.W XD.X4000-.T XD.X4000-.G |
|--|------------|-------------------------------------------|

| | | |
|--|----------|------------------------------------|
| | X1 X2 | XD.DB000-.W L = 2450 or 3050 mm |
|--|----------|------------------------------------|

| | | |
|--|-------|------------------------------------|
| | X40RF | XD.RF000-.B L = 2050 or 2150 mm |
|--|-------|------------------------------------|

W = White | T = Transparant | G = Grey | B = Black

FINISHING PROFILE



XA-FIN

| B | L | |
|--------|-----------------------|-----|
| 120 mm | 2200 - 2600 - 3000 mm | 5 p |
| 260 mm | 2200 - 3000 mm | 1 p |

HANDLES FOR SLIDING DOORS



X30--



X33--



X34--



X370-



X3710

X3738

| system | thickness | width & height |
|--------|-----------|----------------------|
| X3010 | 10 mm | ø 94 mm |
| X3012 | 12 mm | ø 94 mm |
| X3035 | 35 mm | ø 94 mm |
| X3040 | 40 mm | ø 94 mm |
| X3045 | 45 mm | ø 94 mm |
| X3050 | 50 mm | ø 94 mm |
| X3060 | 60 mm | ø 94 mm |
| X3310 | 10 mm | 100x50 mm |
| X3335 | 35 mm | 100x50 mm |
| X3340 | 40 mm | 100x50 mm |
| X3345 | 45 mm | 100x50 mm |
| X3350 | 50 mm | 100x50 mm |
| X3410 | 10 mm | ø 94 mm |
| X3435 | 35 mm | ø 94 mm |
| X3440 | 40 mm | ø 94 mm |
| X3445 | 45 mm | ø 94 mm |
| X3703 | 40 mm | 120x55 mm |
| X3704 | 43 mm | 120x55 mm |
| X3705 | 50 mm | 120x55 mm |
| X3710 | 10 mm | 100 x 60 mm |
| X3738 | 40 mm | 500 x 85 mm (Pag 62) |

LOCKS FOR SLIDING DOORS



LOCKS FOR SLIDING DOORS



X3100



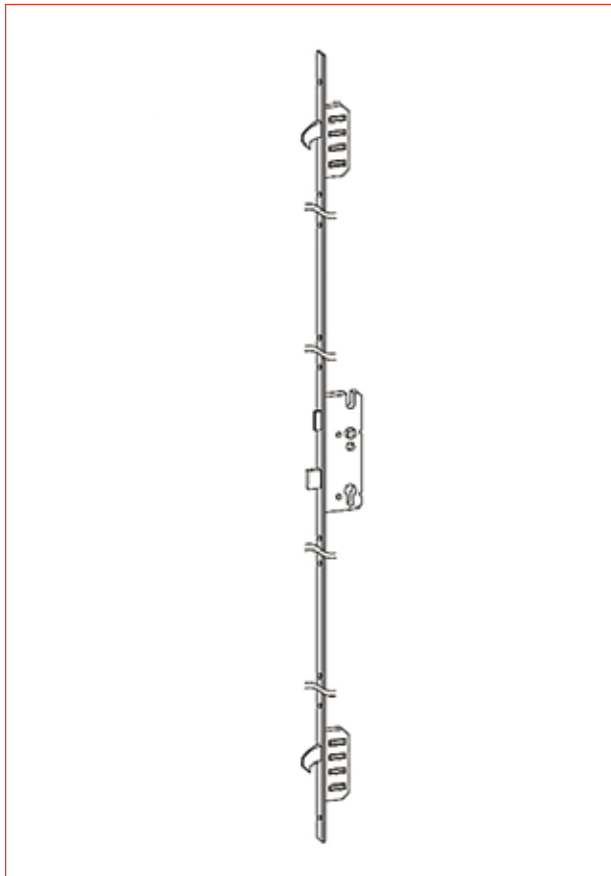
X3300



X 3105

| system | backset | width & height |
|--------|----------|----------------|
| X3100 | E =50 mm | ø 50 x 48 mm |
| X3300 | E =50 mm | ø 85 x 85 mm |
| X 3105 | - | ø 180 x 90 mm |

ACCESS CONTROL



XA-SEC-LOCK



ELECTRONIC LOCK



XA ITS 96N/L
XA ITS 96N/R

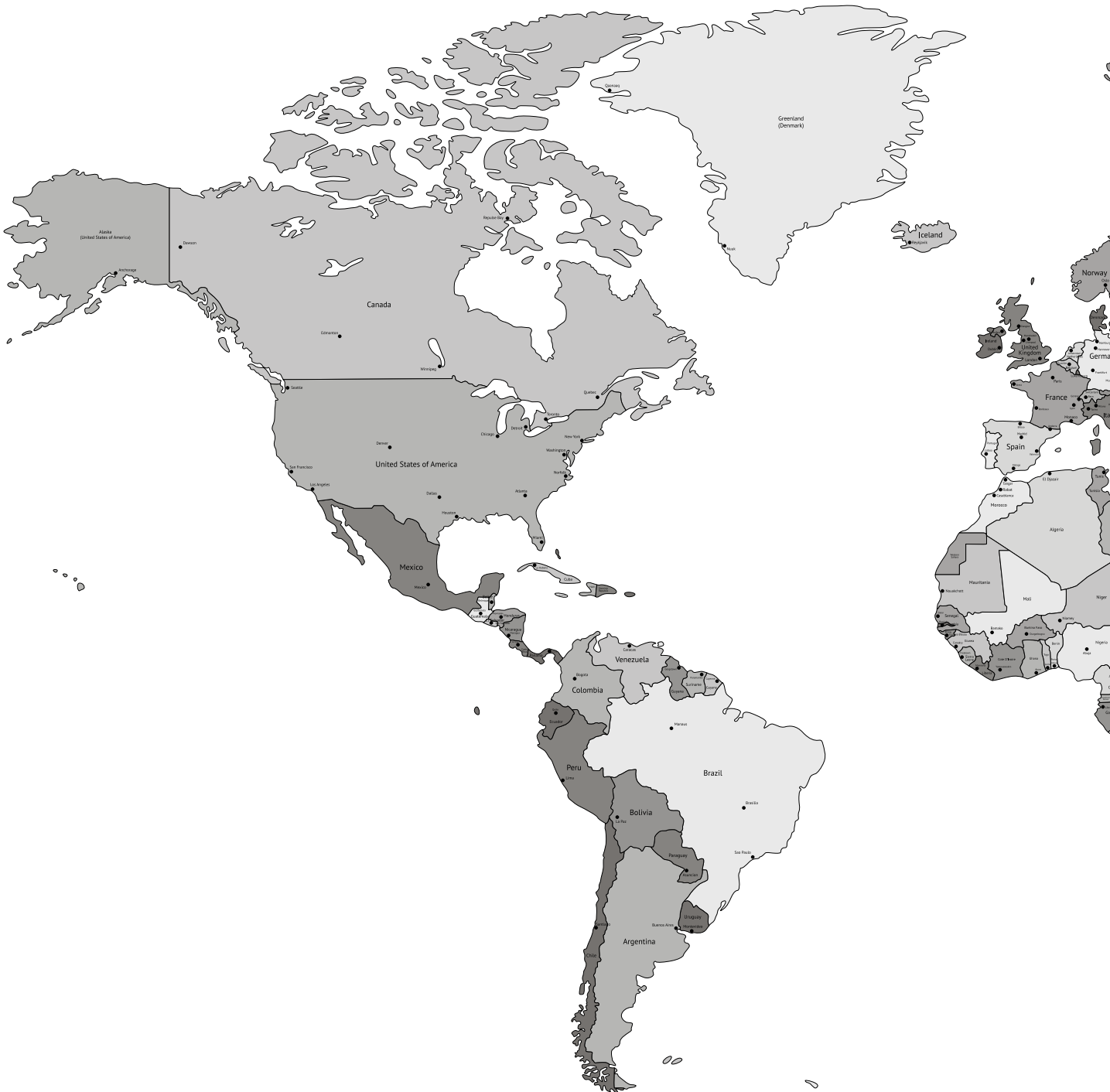
X1
X2

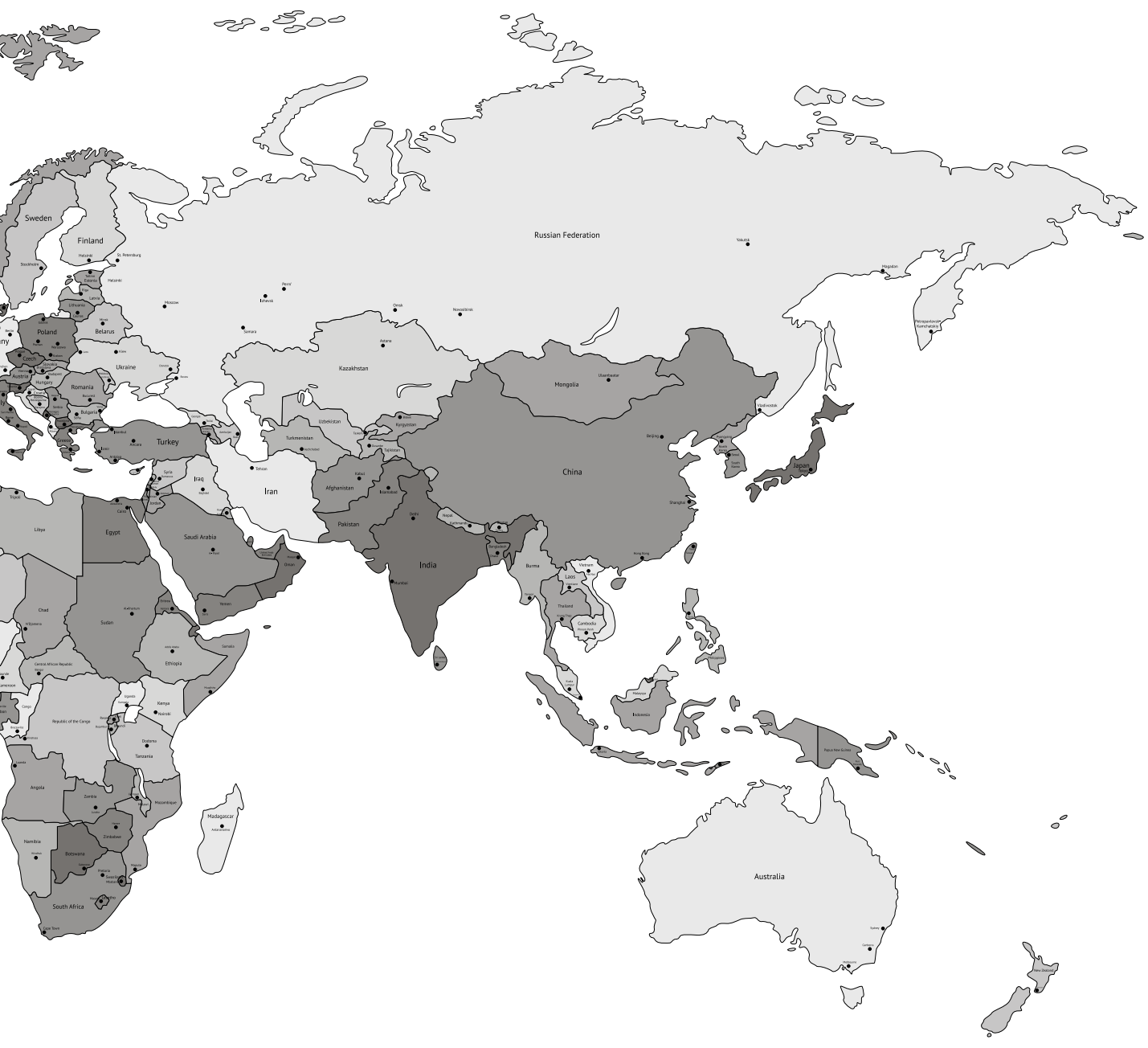
WORLDWIDE DISTRIBUTION

Our experience for years in distributing door hardware was an important element in the development of our door systems.

A good distribution with a quick delivery of goods is essential in this internet era. A reliable and logic packaging with compact dimensions are delivered quickly from our warehouse and shipped easily worldwide to the local distributors.

Our warehouse products offer local distributors an excellent rotation and give them the service to supply their customers quickly with high quality products.







Xinnix designs, creates and manufactures systems for internal doors. With our construction elements, it is possible to obtain easily an elegant and timeless finish.

Xinnix develops universal systems for a maximum of finishing applications using a minimum of different products.

Respecting the habits of architects and building professionals, the Xinnix products are easily integrated in every project.





NZ[©]

MAGNETIC ROLLER LOCK

- Grey version
- Black version: **NEW**



THE BASIC RULES

FOLLOW THESE BASIC RULES TO FIND THE CORRECT DOOR FOR YOUR PROJECT.

2 WAY INSTALLATION



1 WAY INSTALLATION



CRACK FREE INSTALLATION RULES

1. Adjustment screws for perfect installation
2. Mechanical fixing to the wall
3. PU-Foaming for easy finishing
4. finishing according professional bending rules



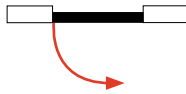
THE BASIC RULES

FOLLOW THESE BASIC RULES TO FIND THE CORRECT DOOR FOR YOUR PROJECT.

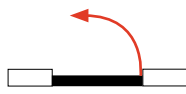
R EU RIGHT



PULL EU RIGHT



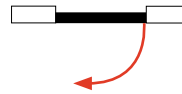
PUSH EU RIGHT



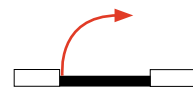
L EU LEFT



PULL EU LEFT



PUSH EU LEFT



GENERAL APPLICATION

| DOOR THICKNESS | XINNIX SYSTEM | PULL | PUSH | EU | MIN. WALL THICKNESS | WALL FINISH | PAGE |
|----------------|---------------|------|------|------------------|---------------------|--------------|------|
| 40 mm | X1 | OK | - | L or R | 100 mm | All finishes | 19 |
| | X2-40 | OK | - | L or R | 75 mm | All finishes | 21 |
| | X40-V | OK | OK | L or R | 70 mm | Bended | 23 |
| | X40-T | OK | OK | L & R | 70 mm | Bended | 25 |
| | X1S | OK | - | L or R | 100 mm | All finishes | 43 |
| | X2-40S | OK | - | L or R | 75 mm | All finishes | 45 |
| 44-45 mm | X2-45 | OK | - | L or R | 80 mm | All finishes | 21 |
| | X45-V | OK | OK | L or R | 75 mm | Bended | 23 |
| | X45-T | OK | OK | L & R | 75 mm | Bended | 25 |
| | X2-45S | OK | - | L or R | 80 mm | All finishes | 45 |
| | X45S-V | OK | OK | L or R | 75 mm | Bended | 47 |
| | X45S-T | OK | OK | L or R | 75 mm | Bended | 49 |
| 50 mm | X1 | OK | - | L or R | 100 mm | All finishes | 19 |
| | X2-40 | OK | OK | L or R | 75 mm | All finishes | 21 |
| | X1S | OK | - | L or R | 100 mm | All finishes | 43 |
| | X2-40S | OK | OK | L or R | 75 mm | All finishes | 45 |
| 55 mm | X2-45 | OK | OK | L or R | 80 mm | All finishes | 21 |
| | X2-45S | OK | OK | L or R | 80 mm | All finishes | 45 |

Hp = Height doorpanel (max 3000mm)
Wp = Width doorpanel

Hf = Height doorframe
Wf = Width doorframe

Hw = Opening height wall
Ww = Opening width wall
*More details on demand



Gen. Deprezstraat 2
8530 Harelbeke Belgium

Tel.: +32 (0)56 735 000
Fax: +32 (0)56 720 270

info@xinnix.eu
www.xinnix.eu