

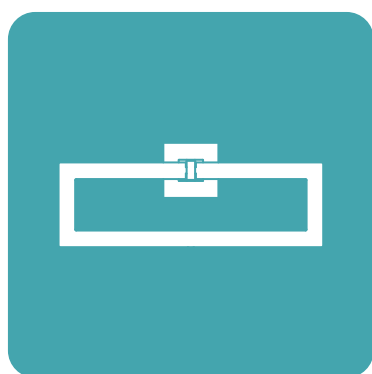


La qualità sensibile.



bathroom
accessories
collection
2 0 1 4

Colombo Design: a family company.

sempre vicini a te

Proprio come una famiglia accudisce i suoi membri con amore e dedizione, così Colombo Design cura i suoi prodotti, con gli stessi valori e le medesime tradizioni, per fare di ogni ambiente una casa, senza scendere mai a compromessi sull'autenticità. Un manifesto contemporaneo dell'essere creativi, curiosi e sperimentali.

accessory to you

Just like a family that handles its members with love and care, Colombo Design handles its family of productions with the same values and traditions to make of any place a home, never accepting any compromise to quality and function, individuality and authenticity. Bonding heritage with creativity, curiosity and innovation.

Colombo Design: our mission.

la qualità sensibile

Intraprendere un'impresa nel terzo millennio.

Infondere entusiasmo ai collaboratori, convinti che il fattore umano sia condizione essenziale al progresso aziendale.

Produrre secondo criteri di eccellenza nelle varie fasi di lavorazione per offrire prodotti garantiti.

Rinnovare costantemente impianti e procedure per precedere i rischi dell'obsolescenza. Questi i requisiti di Colombo Design; leader mondiale nella produzione di accessori bagno, presente in 93 paesi nel mondo attraverso una fitta rete di agenti e distributori. Una realtà solida, nata nel 1991, che si estende su una superficie di 100.000 mq, di cui 25.000 mq coperti, a Terno d'Isola in provincia di Bergamo.

discerning quality

Creating a business in the third millenium.

Motivating staff by recognising that human resources are essential to company development.

Achieving manufacturing excellence at every stage of production so that products may be guaranteed.

Continually updating machinery and manufacturing procedures to maintain quality levels in harmony with our environment. These are core principles of Colombo Design, world leader in the production of bathroom accessories, present in 93 countries worldwide through an extensive network of agents and distributors. A solid reality, founded in 1991, based at Terno d'Isola, in the province of Bergamo, with an area of 100,000 square meters, of which 25,000 sm are covered.

Colombo Design network

93 countries



● Factory
BERGAMO - ITALY

● Distributors

- | | | |
|-----------------|---------------|----------------|
| ARGENTINA | JORDAN | SWEDEN |
| ARMENIA | KAZAKHSTAN | SWITZERLAND |
| AUSTRALIA | KENYA | SYRIA |
| AUSTRIA | KYRGYZSTAN | THAILAND |
| AZERBAIJAN | KUWAIT | TUNISIA |
| BAHRAIN | LATVIA | TURKEY |
| BELARUS | LEBANON | UAE |
| BELGIUM | LIBYA | UKRAINE |
| BENIN | LITHUANIA | UNITED KINGDOM |
| BOSNIA | MACEDONIA | USA |
| and HERZEGOVINA | MALAYSIA | UZBEKISTAN |
| BRAZIL | MALTA | VENEZUELA |
| BULGARIA | MEXICO | VIETNAM |
| CANADA | MOLDOVA | ZIMBABWE |
| CHILE | MONACO | |
| CHINA | MONTENEGRO | |
| COLOMBIA | MOROCCO | |
| CROATIA | NETHERLANDS | |
| CYPRUS | NEW CALEDONIA | |
| CZECH REPUBLIC | NEW ZEALAND | |
| DENMARK | NIGERIA | |
| ECUADOR | OMAN | |
| EGYPT | PAKISTAN | |
| ESTONIA | PANAMA | |
| FINLAND | PHILIPPINES | |
| FRANCE | POLAND | |
| GEORGIA | PORTUGAL | |
| GERMANY | PUERTO RICO | |
| GREECE | QATAR | |
| HONG KONG | ROMANIA | |
| HUNGARY | RUSSIA | |
| ICELAND | SAUDI ARABIA | |
| INDIA | SENEGAL | |
| INDONESIA | SERBIA | |
| IRAN | SINGAPORE | |
| IRAQ | SLOVAKIA | |
| IRELAND | SLOVENIA | |
| ISRAEL | SOUTH AFRICA | |
| IVORY COAST | SOUTH KOREA | |
| JAPAN | SPAIN | |





Our thinking design.

La nostra concezione di design oggi è **pensiero**.


Saper intuire le necessità del consumatore, nelle varie sfumature derivate dalle culture, dalle età e rispondervi con coscienza etica, sapienza tecnica, armonia estetica.

Trovare soluzioni e **risolvere** problemi. Questo è il contest della nostra idea di design.

To **think** is our idea of design.

To understand the consumer's needs, with all the differences between cultures, generations, and to propose ethic in production, technical expertise, and esthetic harmony.

To **find** solutions and to **solve** issues.
This is our thinking design.



Progettare e costruire
oggetti di straordinaria
bellezza e funzionalità
da amare ogni giorno
per tutti gli anni a venire.

Designing and manufacturing
objects of extraordinary beauty
and functionality that can be
truly appreciated every day for
years to come.

le collezioni
the collections



alizé	19
forever	33
khala	47
land	61
link	75
look	89
lulù	103
luna	117
melò	131
nordic	145
over	159
plus	173
portofino	189
time	203

piantane e colonne
free standing & wall columns




isole	219
planets	229
square	239
units	249

complementi
complements




appenditutto	257
black & white	267
complementi	275
oggettistica	293

illuminazione e specchi
lightings & mirrors



gallery	307
fashion	319
mirrors	

contract
contract



contract-	329
comunità	

Our environmental
approach.

Lo sviluppo è sostenibile se soddisfa i bisogni delle generazioni presenti senza compromettere le possibilità per le generazioni future di soddisfare i propri bisogni.

Sustainable development is development that meets the needs of the present without compromising the ability of future generations to meet their own needs.

(Brundtland Report, United Nations, 1987)



E' TEMPO DI GREEN MADE IT'S GREEN MADE TIME

Green Made significa pensare, progettare e produrre in armonia con l'ambiente.

Green Made: perché In una economia globale assume un ruolo sempre più importante la protezione delle risorse disponibili ed in particolare lo studio degli aspetti ambientali legati alle diverse attività produttive. L'aumento dei consumi delle risorse non rinnovabili (i minerali ed i metalli come pure i combustibili fossili), dovuto alla costante crescita della popolazione mondiale, impone standards di produzione che privilegino la conservazione delle risorse disponibili.

I nostri processi produttivi sono frutto di una globale attenzione alla tutela dell'ambiente. La gestione accurata di questi processi ha portato, tra le altre cose, all'ottenimento della certificazione UNI EN ISO 14001 «Sistema di gestione ambientale certificato».

Green Made: il valore Ogni singola fase di progettazione e produzione è attentamente analizzata sotto il profilo dell'impatto ambientale ed ogni scelta successiva dettata dal raggiungimento degli obiettivi di eco compatibilità. Così durante la produzione vera e propria, saranno le più avanzate tecnologie appositamente sviluppate ed i più severi controlli, effettuati dal personale più qualificato, a garantire Green Made by Colombo Design: un prodotto nato con il pensiero costantemente rivolto all'ambiente.

Green made means thinking, developing and manufacturing in harmony with our environment.

Green Made: why Protecting our resources is more and more important in a global economy, in particular paying attention to reflections of manufacturing onto the environment. Increase of consumptions of non-renewable resources (minerals, metals and fossil combustibles) due to increase of population, imposes manufacturing standards privileging conservation of the available resources and raw materials.

Our production processes are the result of a total attention to environmental protection.

By the accurate management of these processes we obtained the UNI EN ISO 14001 certification «Certified environmental management system».

Green Made: values Each design and production step is carefully checked with regards to the environmental impact and each following decision is taken if our eco-compatibility objectives are fully reached. This means that when we manufacture our products, the Green Made concept by Colombo Design will be assured by the advanced technologies and very strict controls carried out by a very highly qualified personnel, generating a product conceived constantly thinking of the environment.

Our Certifications.



Sistema di gestione per la qualità certificato
Certified quality management system
UNI EN ISO 9001:2008

Questa certificazione è valida per il seguente campo applicativo:
Progettazione e fabbricazione di maniglie, complementi per arredamento e di accessori per l'arredo del bagno in materiali non ferrosi.

This certification is valid for the following application field:
Design and manufacture of handles, furniture co-ordinated accessories and bathroom furniture accessories in non ferrous materials.



Sistema di gestione ambientale certificato
Certified environmental management system
UNI EN ISO 14001:2004

Questa certificazione è valida per il seguente campo applicativo:
Progettazione e fabbricazione di maniglie e complementi per arredamento in materiale non ferroso, accessori per l'arredo del bagno mediante le fasi di: pressofusione, burattatura, pulitura, galvanica, verniciatura, assemblaggio, confezionamento ed immagazzinamento.

This certification is valid for the following application field:
Design and manufacture of non-ferrous handles and coordinated furniture accessories, bathroom furniture accessories by: die-casting, tumble finishing, polishing, electroplating, varnishing, assembling, packing and storing.

Colombo Design warranties



HPS SISTEMA DI ALTA PROTEZIONE HPS HIGH PROTECTION SYSTEM

TRATTAMENTO DI PROTEZIONE GARANTITO 30 ANNI Quello utilizzato da Colombo Design è un processo di finitura mutuato dal settore dell'utensileria, in cui caratteristiche fisiche e meccaniche sono studiate per garantire prestazioni eccezionali di resistenza all'usura meccanica e al decadimento dovuto ad agenti ambientali e chimici, in cui il processo è stato messo a punto per garantire anche un notevole aspetto estetico, trasparenza e lucentezza fanno risaltare il design del prodotto. Tutti i prodotti trattati con il processo PVD, vengono preventivamente rivestiti con strati di rame, nichel e cromo per garantire un perfetto isolamento della materia prima sottostante. Trattamento con la garanzia di "30 anni" sulla finitura **Zirconium Gold**.

PRESTAZIONI RIVESTIMENTO I prodotti trattati con il processo PVD, garantiscono prestazioni di lunga durata. L'utilizzo di questi prodotti è particolarmente indicato nel caso di ambiente corrosivo, come aree marine ricche di salsedine o in zone soggette a piogge acide. L'utilizzo in pieno sole e le escursioni di temperatura non pregiudicano l'estetica del prodotto con viraggi di tonalità del colore. La durezza del rivestimento e il basso coefficiente di attrito superficiale garantiscono un'ottima resistenza ai graffi dovuti, per esempio, all'utilizzo di anelli. Eventuali ammaccature provocate da urti o colpi possono intaccare l'integrità e provocare il decadimento delle prestazioni del rivestimento.

TREATMENT PROTECTION GUARANTEED 30 YEARS Colombo Design uses a finishing process borrowed from the tools industry, where physical and mechanic features have to guarantee a very high performance as far as mechanic wear and decay due to environmental and chemical agents are concerned. This finishing process also guarantees a high level of design where transparency and brightness allow the product to show up. All PVD-treated products with High Protection System finishing are previously coated with layers of copper, nickel and chrome in order to guarantee the perfect insulation of the underlying raw material. Treatment with warranty of "30 years" on **Zirconium Gold** finishing.

COATING PERFORMANCE All PVD-treated products with High Protection System finishing guarantee better performance than any other type of coating, either galvanic or acquer. The use of these products is strongly recommended in such places as high-salinity marine areas or areas subject to acid rains. The use in bright sunshine and temperature ranges does not cause color changes. The hardness of the coating and the low rate of surface friction ensure a very good resistance to scratches due to the use of rings (for example). Any dents due by hits or impact can spoil the surface and affect the coating performance.











GARANZIA 10 ANNI GUARANTEED 10 YEARS

TRATTAMENTO DI PROTEZIONE GARANTITO 10 ANNI La lunga esperienza maturata nel settore dei trattamenti galvanici, unita alla scelta di prestare particolare attenzione alla qualità nei processi produttivi, consentono a Colombo Design di garantire le finiture dei suoi prodotti oltre la normale copertura prevista dalla legge. E' quindi con particolare orgoglio che offriamo ai nostri utenti la garanzia di "10 anni" sulla finitura **Cromo**. Questo impegno di durata nel tempo del prodotto è la nostra forte ed alternativa risposta al consumismo «usa e getta», sinonimo di spreco ambientale e nemico della memoria collettiva, irrinunciabile valore di tutte le società. Per un utilizzo ottimale del prodotto, ed ottemperare alle regole della garanzia: evitare l'impiego di sostanze solventi, abrasivi, alcool; rimuovere le eventuali tracce di sporco e polvere solo con un panno inumidito in acqua tiepida.

TREATMENT PROTECTION GUARANTEED 10 YEARS The long experience in the field of galvanic treatments, combined with the choice to pay special attention to the quality in production processes, enable Colombo Design to ensure the finishes of its products beyond the normal warranty provided by law. It is therefore with great pleasure, we offer to our end-users the warranty of "10 years" on **Chrome**. This commitment of product durability is our strong and alternative response to consumerism «disposable», synonymous with environmental waste and enemy of collective memory, an essential value of all societies. For maximum performance, kindly comply with the rules of warranty: do not use solvents, abrasives or alcohol; remove any traces of dirt and dust only with just a cloth damped in water.

Colombo Design production process

CICLO STANDARD TRATTAMENTO GALVANICO STANDARD GALVANIC TREATMENT CYCLE


-  OTTONE . CROMALL® leghe metalliche con qualità certificata
BRASS . CROMALL® metal alloys of certified quality
-  strato di pre-rame elettrodeposto
first electroplated copper layer
-  secondo strato di rame elettrodeposto
second electroplated copper layer
-  strato livellante di NICKEL elettrodeposto ad altissimo spessore
very high electroplated NICKEL levelling layer
-  CROMO 
electroplated CHROME
-  trattamento PVD solo per finiture HPS ZIRCONIUM GOLD 
PVD treatment applicable only on HPS ZIRCONIUM GOLD



Zirconium
gold HPS



Cromo
Chrome



COLLEZIONI
COLLECTIONS

ALIZÉ ^{B2500}

Design: Angeletti Ruzza Design

Un approccio alla materia proprio come l'avrebbe avuto l'aliseo, plasmando e avvolgendo ogni contrasto e accarezzando ogni dettaglio degli accessori; ne risultano delle figure dai profili morbidi e dai toni briosi, che ben si adattano a completare le nuove sale da bagno ed a rinnovare quelle passate.

Approaching like the sail winds shaping and stroking all minute contrasts in accessories, the result is figures alive with soft melodies and profiles that are well suited to complement the new bathrooms and to renew the old ones



Alizé

Design: Angeletti Ruzza Design



“La prima regola, e forse l'unica, del buono stile è che si abbia qualcosa da dire: con questa regola si va lontano.”

“The first rule, then, for a good style is that the author should have something to say; nay, this is in itself almost all that is necessary.”

Arthur Schopenhauer

















Alizé



ALIZÉ

Design: Angeletti Ruzza Design



Materiale: Ottone / Cromall®
Material: Brass / Cromall®

- Finitura: Cromo
Finish: Chrome
- Complemento: Vetro acidato naturale
Complement: Natural acid glass



B2501DX - B2501SX
Porta sapone
Soap dish holder



B2502DX - B2502SX
Porta bicchiere
Glass holder



B9330DX - B9330SX
Spandisapone (L 0,50)
Soap dispenser



B2540
Porta sapone d'appoggio
Standing soap dish holder



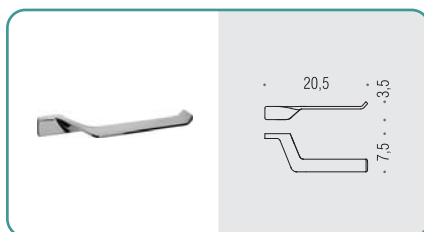
B2541
Porta bicchiere d'appoggio
Standing glass holder



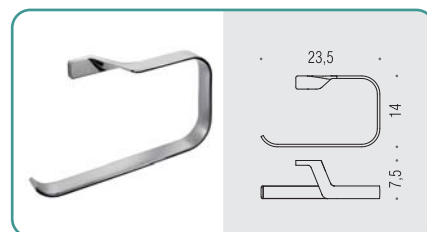
B9331
Spandisapone (L 0,50) d'appoggio
Standing soap dispenser



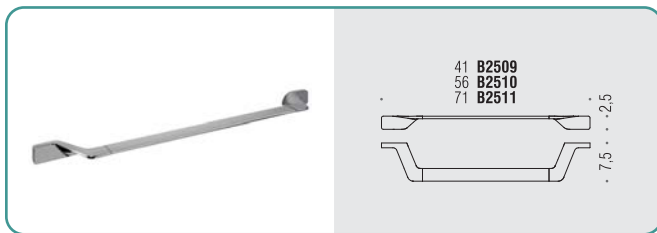
AR37
Appenditutto
Hook



B2508
Porta rotolo
Paper holder

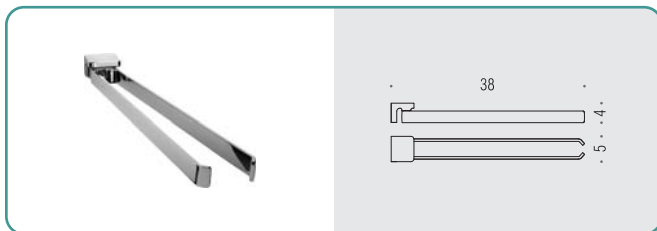


B2531
Porta salvietta ad anello
Ring towel holder



B2509 - B2510 - B2511 ○

Porta salvietta
Towel holder



B2512 ○

Porta salvietta doppio a snodo
Double bar towel holder



B2506 ○○

Porta scopino d'appoggio
Standing brush holder



B2507DX - B2507SX ○○

Porta scopino
Hanging brush holder

B2900 FOREVER

Design: Luca Colombo

"Fascino essenziale e moderno, questa è la collezione Forever di Colombo Design. Una ricca proposta in finitura cromata, accessori che diventano decorazione delle stanze da bagno improntate al benessere, al relax e all'intimità. Arredare il bagno con la linea di accessori Forever costituisce una scelta nel contempo di stile e funzionale. Il motivo? Il fissaggio ottenuto con uno speciale nastro biadesivo, valore aggiunto della serie."

"Essential and modern charm, this is the Forever collection by Colombo Design. A wide-ranging proposal in chrome finish, for accessories that become decoration of bathrooms for wellbeing, relaxation and intimacy. To beautify your bathroom with accessories Forever is a choice both functional and stylish. The reason? The fixing system obtained with a special bi-adhesive tape, added value of this series."



Forever


Design: Luca Colombo



“Dobbiamo usare saggiamente il tempo
e capire sempre che i tempi sono maturi per fare la cosa giusta.”

“We must use time wisely
and forever realize that the time is always ripe to do right.”

Nelson Mandela

















Forever




FOREVER

Design: Luca Colombo



Materiale: Ottone / Cromall®
Material: Brass / Cromall®

- Finitura: Cromo
Finish: Chrome
- Complemento: Vetro acidato naturale
Complement: Natural acid glass



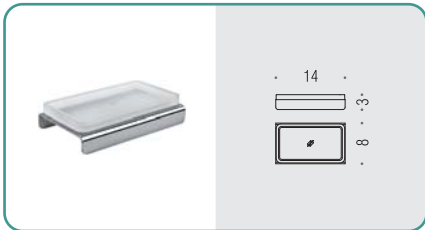
B2901
Porta sapone
Soap dish holder




B2902
Porta bicchiere
Glass holder



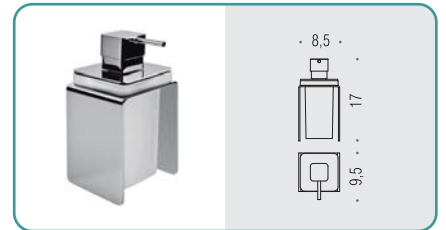
B9333
Spandisapone (L 0,22)
Soap dispenser



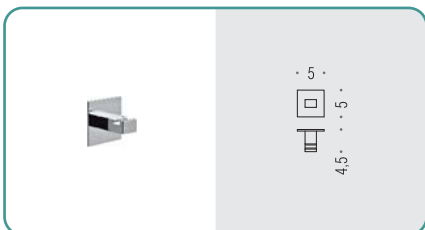
B2940
Porta sapone d'appoggio
Standing soap dish holder



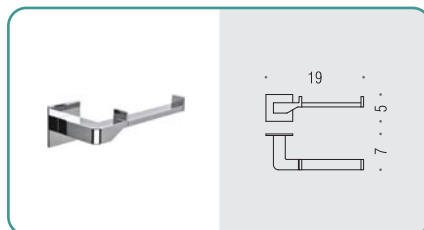
B2941
Porta bicchiere d'appoggio
Standing glass holder



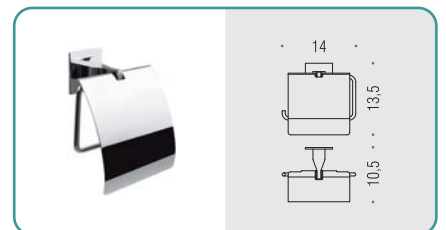
B9334
Spandisapone (L 0,22) d'appoggio
Standing soap dispenser



LC67
Appenditutto
Hook




B2908
Porta rotolo
Paper holder



B2991
Porta rotolo coperto
Paper holder with cover

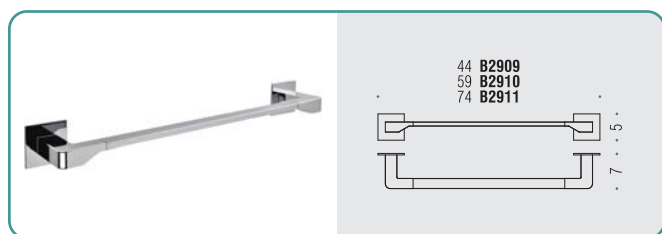


 **Direzione destra o sinistra modificabile dal cliente**
End user may modify left or right direction




La collezione Forever è stata appositamente progettata per un fissaggio a muro e vetro ottenuto con uno speciale nastro biadesivo in schiuma acrilica ad alte prestazioni (3M™ VHB™). Le caratteristiche tecniche di questa serie, unite ad un sistema di montaggio semplice e rapido, consentono un utilizzo dell'accessorio in condizioni difficili senza mai pregiudicare la tenuta e l'estetica. Le strisce biadesive sono già premontate sul pezzo e, per la preparazione della superficie del muro, all'interno della confezione sono presenti un kit di pulizia ed uno stick con il primer/attivatore.

Attenzione: Si sconsiglia l'applicazione dei pezzi su superfici particolarmente ruvide o poco compatte, così come su intonaci o muri grezzi. The Forever collection has been specially designed for a wall and glass fixing with a special high performance double sided acrylic foam tape (3M™ VHB™). The technical characteristics of this collection, combined with a quick and easy mounting system, allow an use of the appliance even in difficult conditions without ever affecting the aesthetics or the durability of use. Sided adhesive strips are already preassembled on the piece and, for the preparation of the wall surface, inside the box there is a cleaning kit and a stick with the Activator/primer. **Attention:** we do not recommend the application of the pieces on surfaces particularly rough, as well as on painted walls.



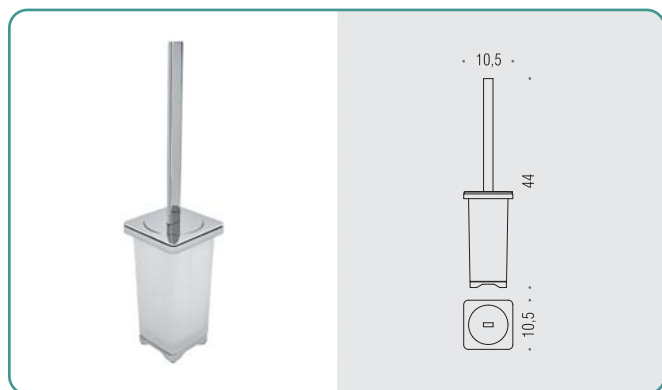
B2909 - B2910 - B2911 ○

Porta salvietta
Towel holder



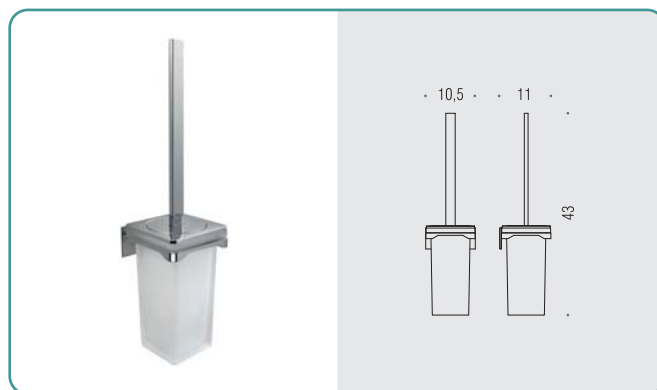
B2931 ○

Porta salvietta ad anello
Ring towel holder



B2906 ○○

Porta scopino d'appoggio
Standing brush holder



B2907 ○○

Porta scopino
Hanging brush holder



B1800 **KHALA**

Design: Makio Hasuike

Makio Hasuike ha voluto interpretare l'ottone, materiale predominante negli accessori della serie, alleggerendone gli spessori ed il volume, per giungere all'essenzialità del segno. Design di sintesi, quindi sinonimo di contenuti semplici ma capaci di evocare emozioni.

Ogni accessorio della serie Khala é un pezzo fuso unico e gli sbalzi asimmetrici nei supporti degli accessori creano leggerezza e fluidità.

Una collezione di oggetti di arredamento di grande personalità e forte valenza semantica.

By reducing the proportions and mass of the accessories, Makio Hasuike has redefined the use of brass, the core material of this "essential" collection. Simple and abstract designs, but with a strength of character that evokes an emotional response. Each accessory of the Khala range is cast as one piece, in an asymmetrical style which gives delicate and flowing lines. A collection of bathroom furnishings with a strong and distinctive personality.




Khala

Design: Makio Hasuike



Quando si tratta di dare forma ad un oggetto,
ci si confronta con il tema della responsabilità.


When it comes to giving shape to an object,
you are confronted with the issue of responsibility.



















Khala



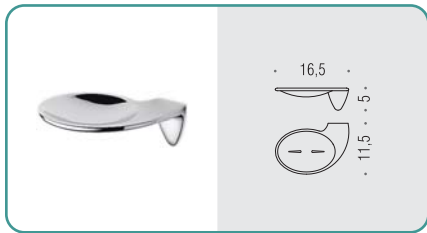
KHALA

Design: Makio Hasuike



Materiale: Ottone / Cromall®
Material: Brass / Cromall®

- Finitura: Cromo
Finish: Chrome
- Complemento: Vetro acidato naturale
Complement: Natural acid glass



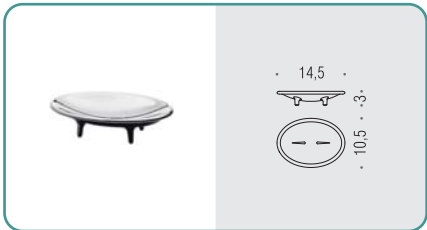
B1801
Porta sapone
Soap dish holder



B1802
Porta bicchiere
Glass holder



B9303
Spandisapone (L 0,35)
Soap dispenser



B1840
Porta sapone d'appoggio
Standing soap dish holder



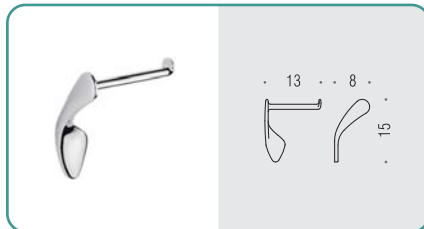
B1841
Porta bicchiere d'appoggio
Standing glass holder



B9304
Spandisapone (L 0,35) d'appoggio
Standing soap dispenser



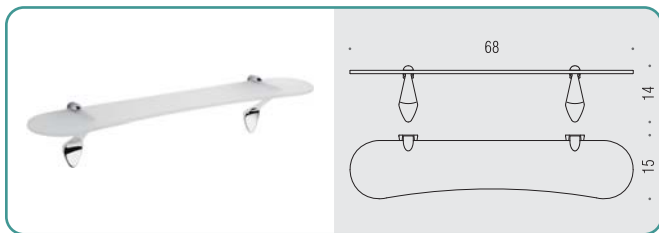
MH17
Appenditutto
Hook



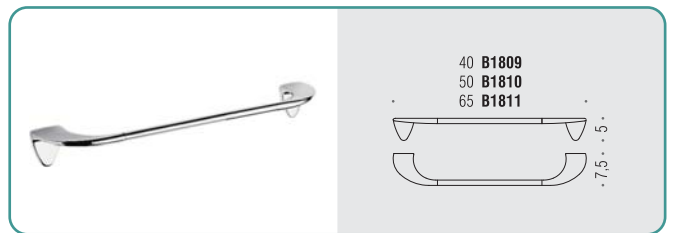
B1808
Porta rotolo
Paper holder




B18PZ
Reggimensola regolabile 4-10 mm
Adjustable shelf holder(4-10 mm)



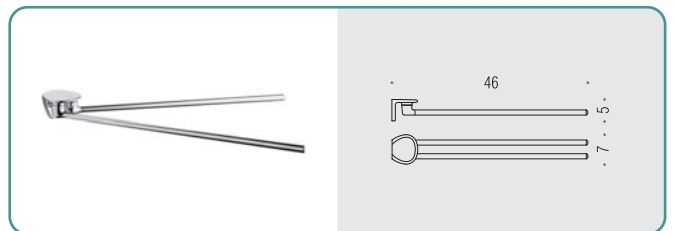
B1816 ●●
Mensola
 Shelf



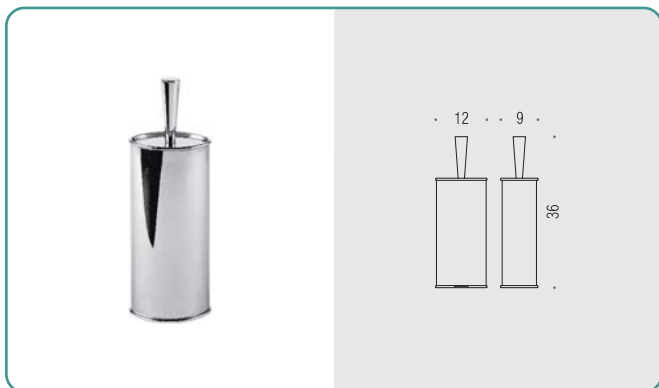
B1809 - B1810 - B1811 ●
Porta salvietta
 Towel holder



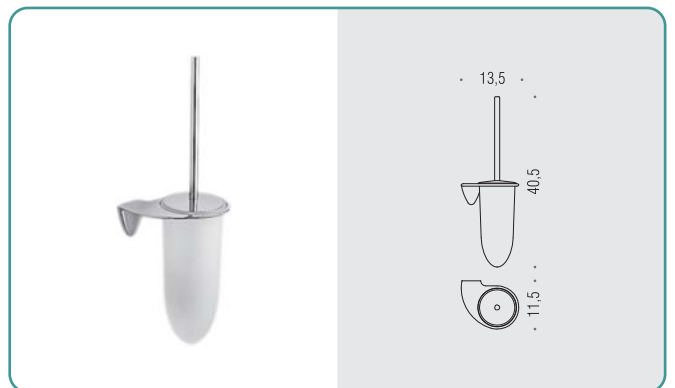
B1831 ●
Porta salvietta ad anello
 Ring towel holder



B1813 ●
Porta salvietta doppio a snodo
 Double bar towel holder



B9405 ●
Porta scopino d'appoggio
 Standing brush holder



B1807 ●●
Porta scopino
 Hanging brush holder

B2800 LAND

Design:  TEAM 3

Un gruppo di progettisti giovani, competenti e geniali, ha ideato una collezione di complementi per l'arredo del bagno denominata "LAND", le cui linee curve si dispiegano armoniosamente e rimandano a forme primarie che suscitano emozioni.

A group of young, skilled and ingenious designers, have conceived a collection of accessories called "LAND", whose curves unfold harmoniously reminding us of primitive shapes that stir up emotions.



Land


Design:  TEAM 3



“I dettagli non sono dettagli.
Sono l'essenza del progetto.”

“The details are not the details.
They make the design.”

Charles Eames



















Land



Materiale: Ottone / Cromall®
Material: Brass / Cromall®

- Finitura: Cromo
Finish: Chrome
- Complemento: Vetro acidato naturale
Complement: Natural acid glass



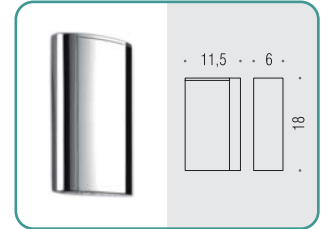
B2801
Porta sapone inamovibile
Irremovable soap dish holder



B2802
Porta bicchiere
Glass holder



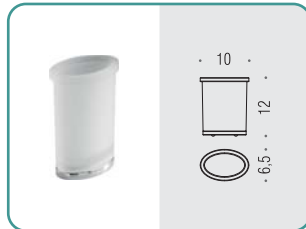
B9318
Spandisapone (L 0,23)
Soap dispenser



B9985
Spandisapone PULL (L 0,4)
Soap dispenser




B2840
Porta sapone d'appoggio
Standing soap dish holder



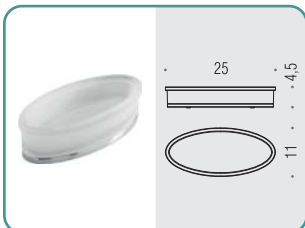
B2841
Porta bicchiere d'appoggio
Standing glass holder



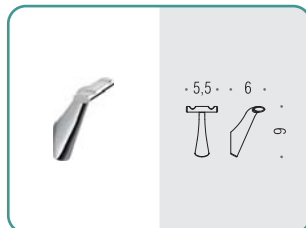
B9319
Spandisapone (L 0,23) d'appoggio
Standing soap dispenser



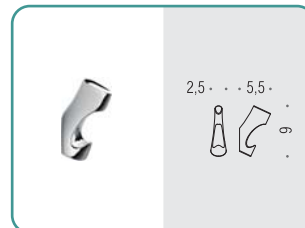
B2842
Porta sapone d'appoggio
Standing soap dish holder



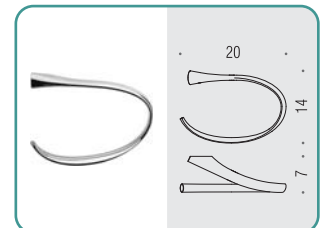
B2843
Porta oggetti da bagno
Bathroom basket



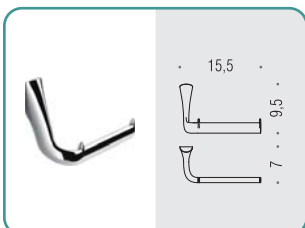
CD67
Appenditutto
Hook



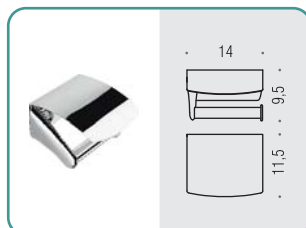
CD77
Appenditutto
Hook



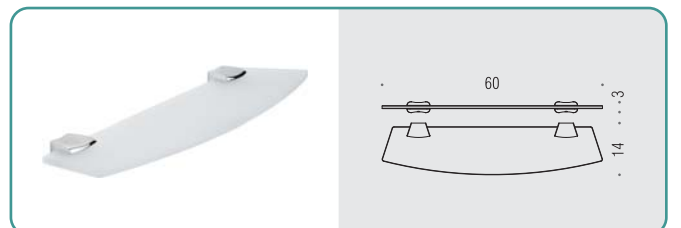
B2831
Porta salvietta ad anello
Ring towel holder



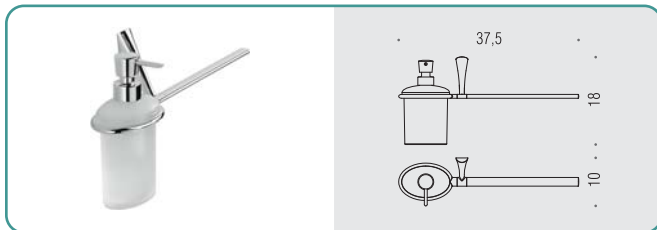
B2808
Porta rotolo
Paper holder



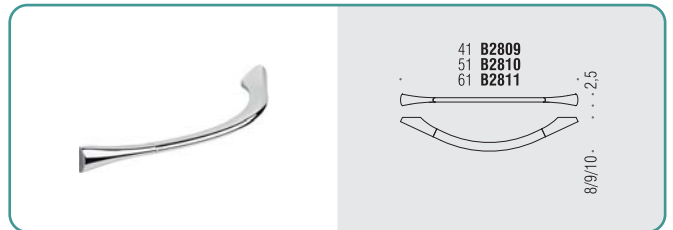
B2891
Porta rotolo coperto
Paper holder with cover



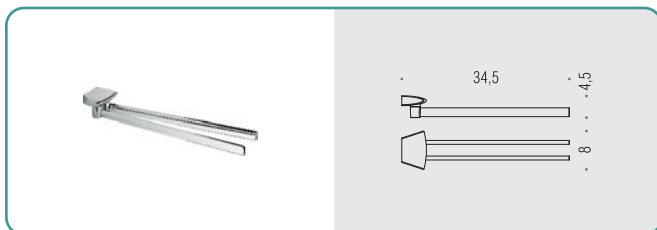
B2816
Mensola
Shelf



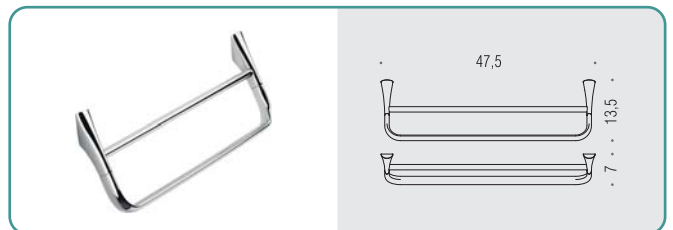
B2874 DX-SX ●●
Spandisapone (L 0,23) e porta salvietta per bidet
 Soap dispenser and towel holder for bidet



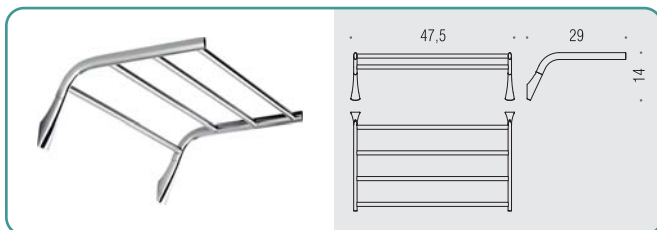
B2809 - B2810 - B2811 ●
Porta salvietta
 Towel holder



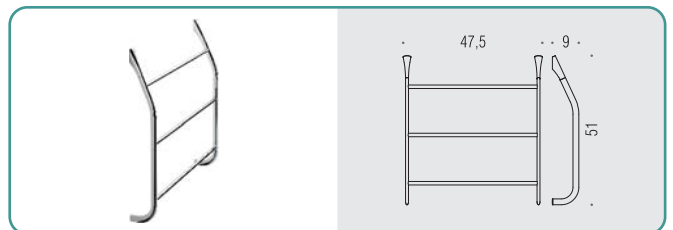
B2813 ●
Porta salvietta doppio a snodo
 Double bar towel holder




B2888 ●
Porta salvietta doppio
 Double towel holder




B2887 ●
Rack porta salvietta
 Rack towel holder



B2889 ●
Scaletta porta salvietta
 Rack towel holder



B2806 ●●
Porta scopino d'appoggio
 Standing brush holder



B2807 ●●
Porta scopino
 Hanging brush holder

LINK ^{B2400}

Design: Angeletti Ruzza Design

Sottrarre, valorizzare la funzione, sottolineare il concetto:
semplicità sinonimo di leggerezza.

Link di Angeletti e Ruzza è una collezione di oggetti che non vincola
l'arredamento del bagno, liberandolo da soluzioni scontate.
Link è espressione fondamentale di design ricondotto a segni minimi
che esaltino il contesto per recuperare uno stile rigoroso
finalizzato a rinnovarsi nel segno dell'eccellenza.

*The attempt to get to the heart of concept
of simplicity reveals its importance on functional values.
Collection Link, by Angeletti e Ruzza expresses a multiple
identity for any living solution.*

*The early sign gains its potential in appealing contests
and expectations of bath areas, increasing a perfect style
under discerning excellence.*



Link

Design: Angeletti Ruzza Design



Due oggi sono i requisiti richiesti agli oggetti:
emozione e tecnologia.

There are two requested requirements for the objects,
emotion and technology.

















Link



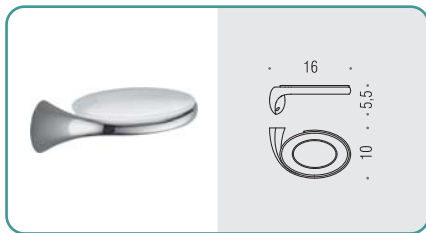
LINK

Design: Angeletti Ruzza Design



Materiale: Ottone / Cromall®
Material: Brass / Cromall®

- Finitura: Cromo
Finish: Chrome
- Complemento: Vetro acidato naturale
Complement: Natural acid glass
- Complemento: Alluminio
Complement: Aluminium




B2401DX - B2401SX
Porta sapone
Soap dish holder



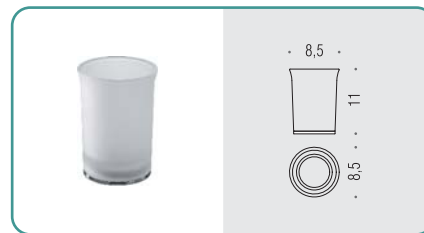
B2402DX - B2402SX
Porta bicchiere
Glass holder




B9310DX - B9310SX
Spandisapone (L 0,32)
Soap dispenser



B2440
Porta sapone d'appoggio
Standing soap dish holder



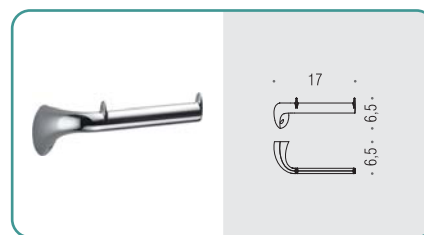
B2441
Porta bicchiere d'appoggio
Standing glass holder



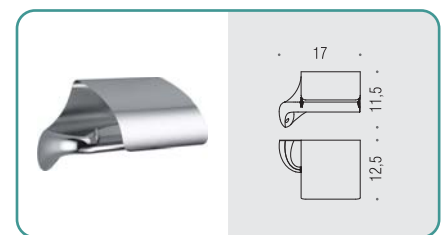
B9311
Spandisapone (L 0,32) d'appoggio
Standing soap dispenser



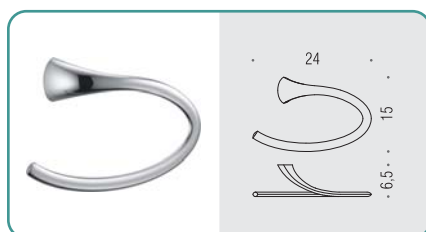
AR27
Appenditutto
Hook



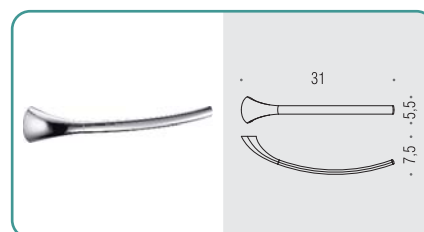
B2408
Porta rotolo
Paper holder




B2491
Porta rotolo coperto
Paper holder with cover



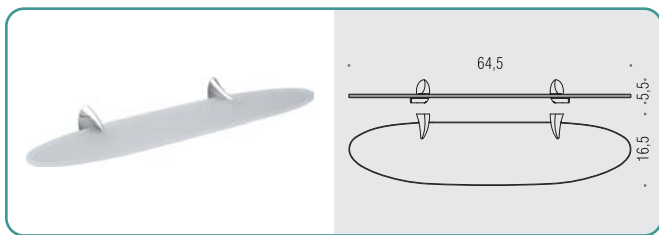
B2431
Porta salvietta ad anello
Ring towel holder



B2412
Porta salvietta fisso
Towel holder



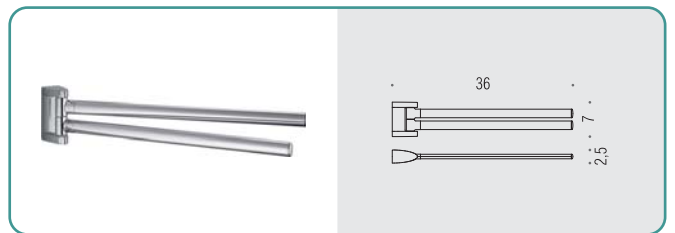
B24PZD - B24PZS
Reggimensola
Shelf holder



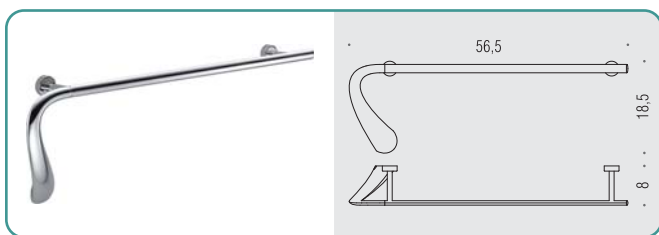
B2416 ○○
Mensola
 Shelf



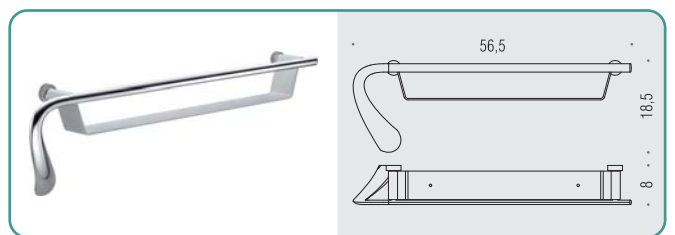
B2409 - B2410 - B2411 ○
Porta salvietta
 Towel holder




B2413 ○
Porta salvietta doppio a snodo
 Double bar towel holder




B2473 ○
Porta salvietta da vasca
 Towel holder for bath



B2475 ○○
Porta oggetti da vasca
 Holding shelf for bath



B2406 ○○
Porta scopino d'appoggio
 Standing brush holder



B2407DX - B2407SX ○○
Porta scopino
 Hanging brush holder

LOOK^{B1600}

Design: Luca Colombo

Design di attenta ricerca delle proporzioni per esprimere essenzialità e raffinata eleganza. Look, collezione disegnata da Luca Colombo, accentua il connubio di linee pure, divenendo complemento d'arredo minimale di grande personalità.

Designed with a careful attention to proportion while expressing essentiality and fine elegance, Look, by Luca Colombo, stresses the symbiosis of pure lines, to become part of our minimal living furnishings with strong personality.



Look


Design: Luca Colombo



“L'elemento fondamentale sono le proporzioni:
sono le proporzioni che rendono classici gli oggetti e le grandi opere architettoniche.”

“The fundamental factor is proportion:
Proportion is precisely what makes classic objects and great architectural works.”

Charles Eames




















Look

LOOK

Design: Luca Colombo

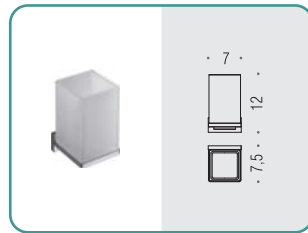


Materiale: Ottone / Cromall®
Material: Brass / Cromall®


- Finitura: Cromo
Finish: Chrome
- Complemento: Vetro acidato naturale
Complement: Natural acid glass
- Complemento: ABS
Complement: ABS




B1601
Sapone inamovibile
Soap dish holder




B1602
Porta bicchiere
Glass holder




B9316
Spandisapone (L 0,31)
Soap dispenser



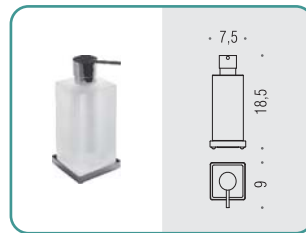
LC27
Appenditutto
Hook




B1640
Porta sapone d'appoggio
Standing soap dish holder



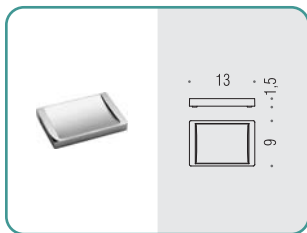
B1641
Porta bicchiere d'appoggio
Standing glass holder




B9317
Spandisapone (L 0,31) d'appoggio
Standing soap dispenser



LC37
Appenditutto
Hook



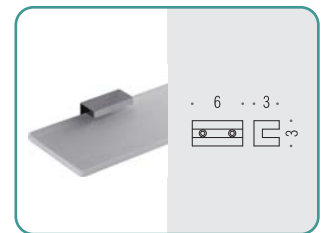
B1642
Porta sapone d'appoggio in ottone cromato
Chrome plated brass standing soap dish holder



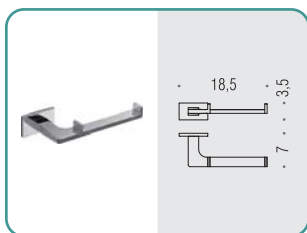
B1643
Porta bicchiere d'appoggio in ottone cromato
Chrome plated brass standing glass holder



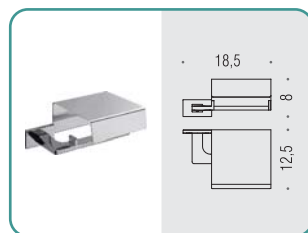
B9320
Spandisapone (L 0,15) d'appoggio in ottone cromato
Chrome plated brass standing soap dispenser



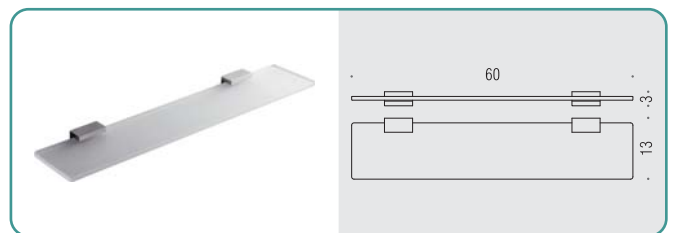
B16PZ
Reggimensola
Shelf holder



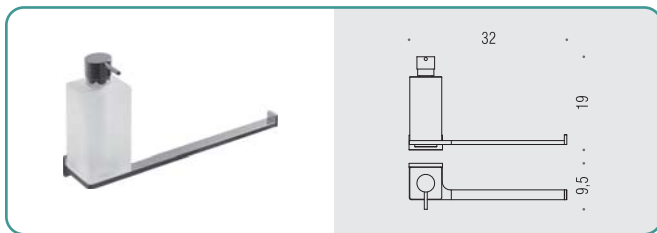
B1608
Porta rotolo
Paper holder



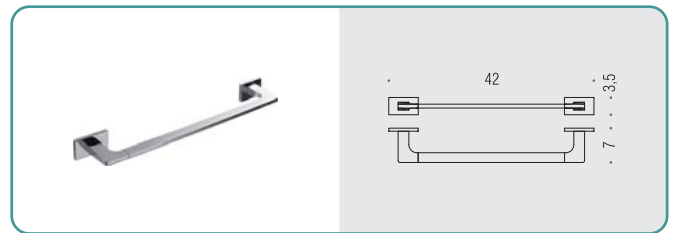
B1691
Porta rotolo coperto
Paper holder with cover



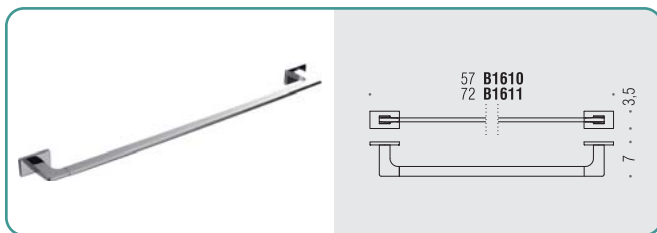
B1616
Mensola
Shelf



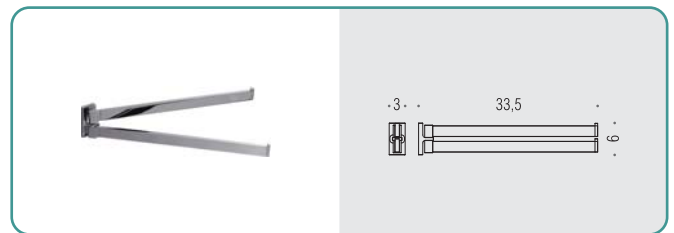
B1674 ●●
Spandisapone (L 0,31) e porta salvietta per bidet
 Soap dispenser and towel holder for bidet



B1609 ●
Porta salvietta
 Towel holder



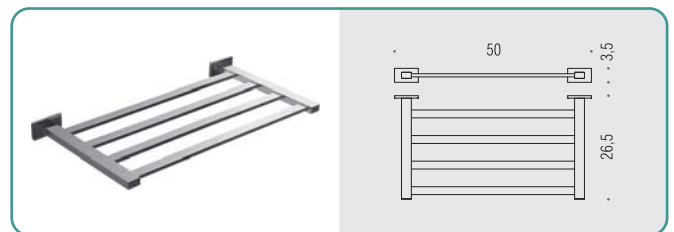
B1610 - B1611 ●
Porta salvietta
 Towel holder



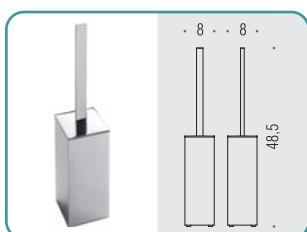
B1612 ●
Porta salvietta doppio a snodo
 Double bar towel holder



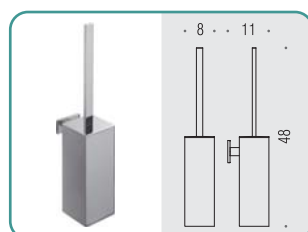
B1631 ●
Porta salvietta ad anello
 Ring towel holder



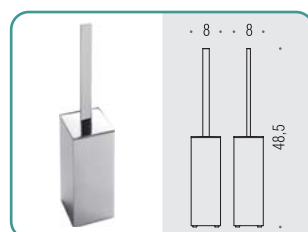
B1687 ●
Rack porta salvietta
 Rack towel holder



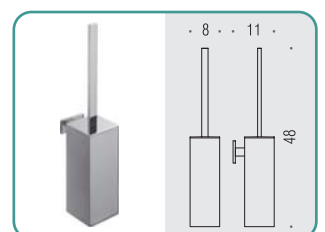
B1606 ●
Porta scopino d'appoggio
 Standing brush holder



B1607 ●
Porta scopino
 Hanging brush holder



B1626 ●●
Porta scopino d'appoggio in ABS
 ABS standing brush holder



B1627 ●●
Porta scopino in ABS
 ABS hanging brush holder



LULÙ B6200

Design: Luca Colombo

L'eleganza senza eccessi è bellezza assoluta. La ricerca della semplicità nei particolari, la proporzione e l'equilibrio dei valori sono il comune denominatore degli oggetti della collezione Lulù di Luca Colombo.

*Simple elegance means true beauty.
Luca Colombo designed Lulù, a collection
made of simplicity, proportion and balance
common feature to all its components.*



Lulù

Design: Luca Colombo



Il segno dà carattere alla forma.
Semplice, per durare nel tempo.

The sign gives character to the form.
Simply, to last over time.



















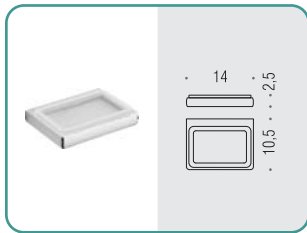


Lulù




Materiale: Ottone / Cromall®
Material: Brass / Cromall®

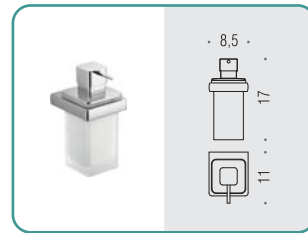
- Finitura: Cromo
Finish: Chrome
- Finitura: HPS Gold
Finish: HPS gold plated
- Complemento: Vetro acidato naturale
Complement: Natural acid glass
- Complemento: ABS
Complement: ABS



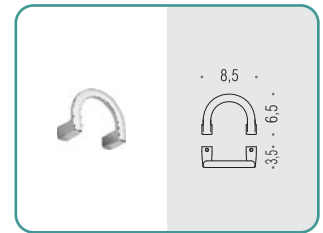
B6201
Sapone inamovibile
Soap dish holder



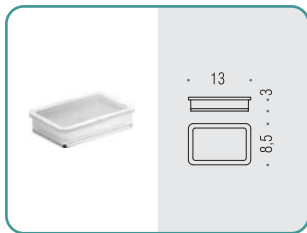
B6202
Porta bicchiere
Glass holder




B9321
Spandisapone (L 0,28)
Soap dispenser



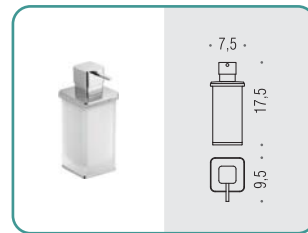
LC47
Appenditutto
Hook



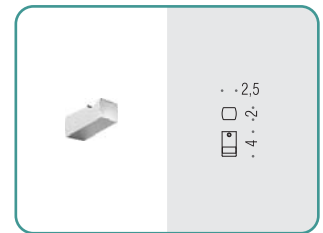
B6240
Porta sapone d'appoggio
Standing soap dish holder



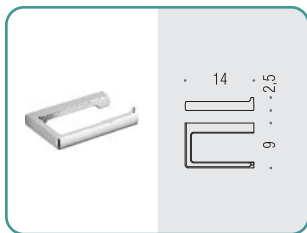
B6241
Porta bicchiere d'appoggio
Standing glass holder



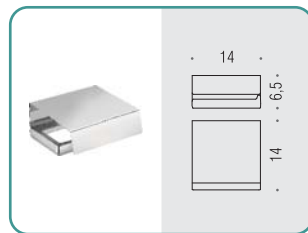
B9322
Spandisapone (L 0,28) d'appoggio
Standing soap dispenser



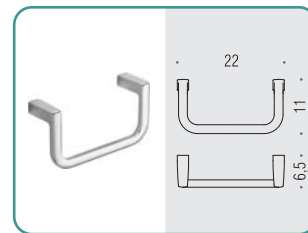
LC57
Appenditutto
Hook



B6208
Porta salvietta ad anello
Ring towel holder



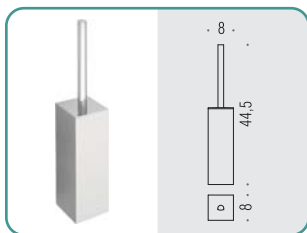
B6291
Porta rotolo
Paper holder



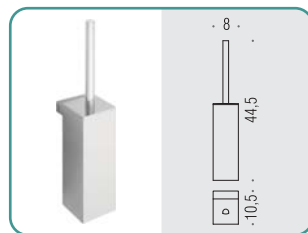
B6231
Porta rotolo coperto
Paper holder with cover



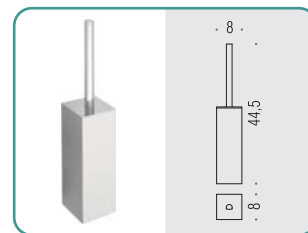
B62PZ
Reggimensola
Shelf holder



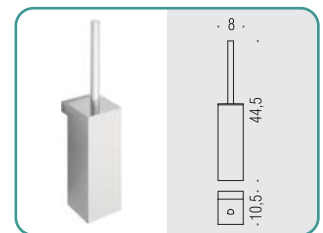
B6206
Porta scopino d'appoggio
Standing brush holder



B6207
Porta scopino
Hanging brush holder



B6226
Porta scopino d'appoggio in ABS
ABS standing brush holder




B6227
Porta scopino in ABS
ABS hanging brush holder

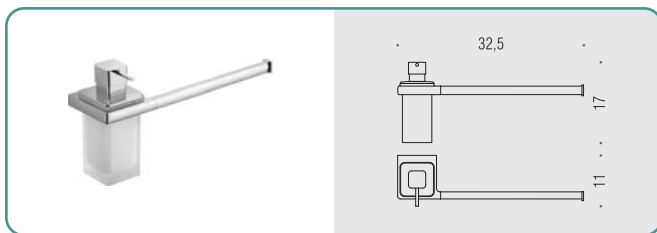




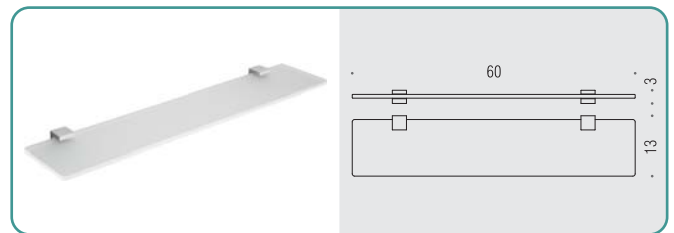
B6203 ● ● ● ●
Porta spugna
 Sponge dish



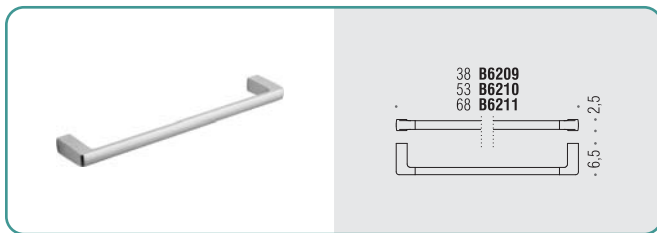
B6242 ● ● ● ●
Porta spugna d'appoggio
 Standing sponge dish



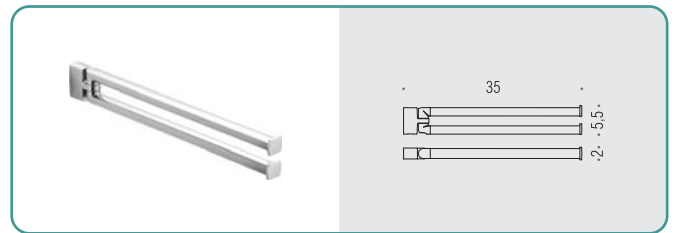
B6274 ● ● ● ●
Spandisapone (L 0,28) e porta salvietta per bidet
 Soap dispenser and towel holder for bidet



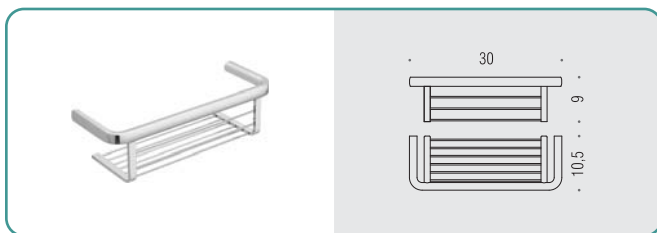
B6216 ● ● ● ●
Mensola
 Shelf



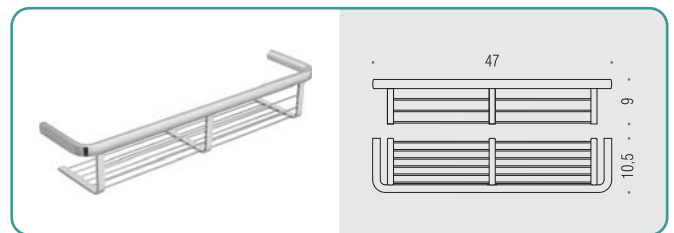
B6209 - B6210 - B6211 ● ●
Porta salvietta
 Towel holder



B6212 ● ●
Porta salvietta doppio a snodo
 Double bar towel holder



B6232 ● ●
Porta oggetti da doccia e vasca
 Basket for shower and bath



B6233 ● ●
Porta oggetti da doccia e vasca
 Basket for shower and bath

B0100 **LUNA**

Design: Carlo Bartoli

Luna è una collezione di accessori di design equilibrata, destinata a rimanere sempre attuale.

Luna is a collection of accessories with a linear, classic design that will never go out of style.



Luna

Design: Carlo Bartoli



L'arte ha il senso della scoperta infinita del bello
in ogni istante quotidiano.

Art has a sense of infinite discovery of beauty
in every moment.





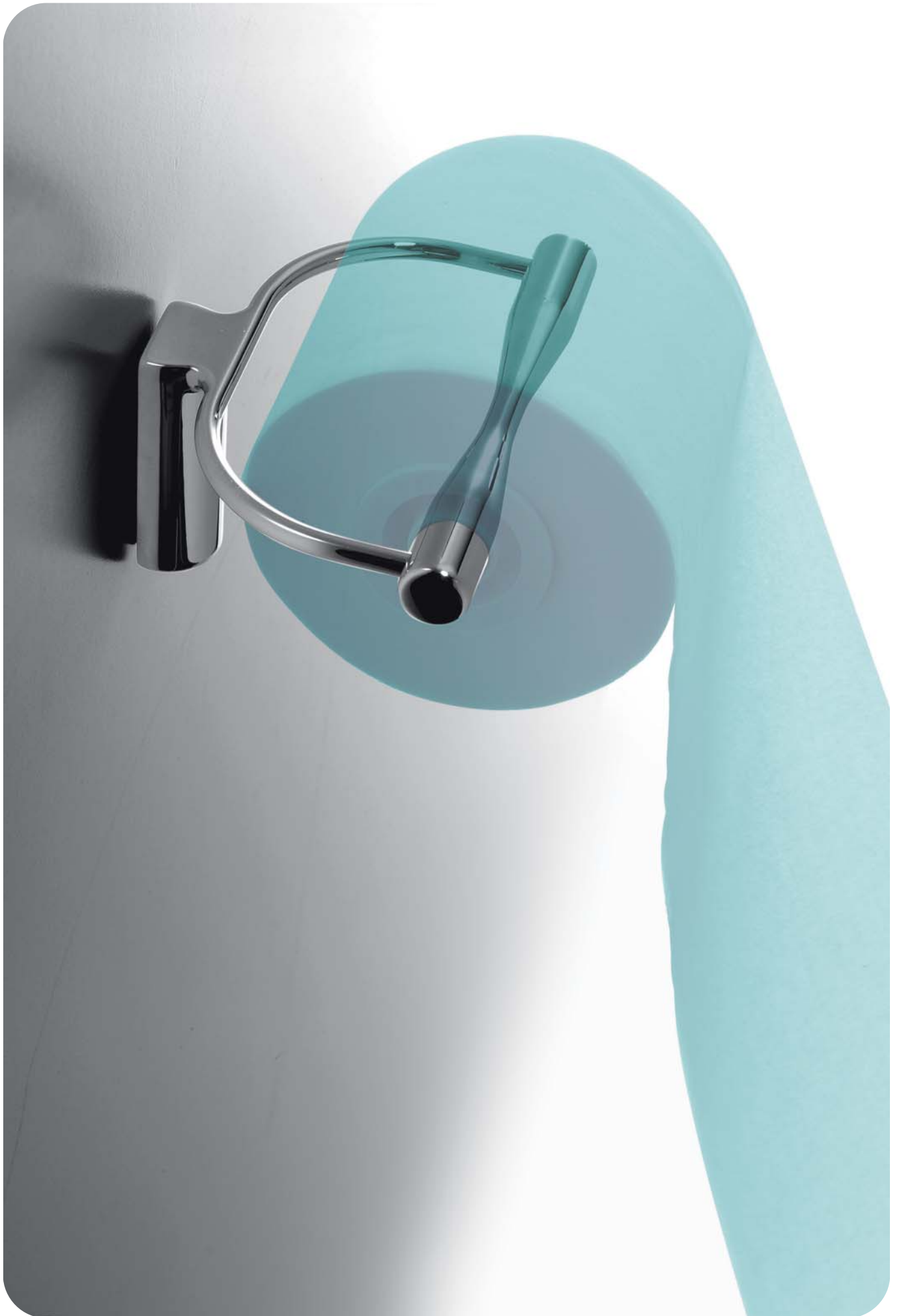














Luna

LUNA

Design: Carlo Bartoli



Materiale: Ottone / Cromall®
Material: Brass / Cromall®


- Finitura: Cromo
Finish: Chrome
- Complemento: Vetro acidato naturale
Complement: Natural acid glass
- Complemento: Vetro trasparente
Complement: Clear glass




B0101
Porta sapone
Soap dish holder



B0102
Porta bicchiere
Glass holder




B9309
Spandisapone (L 0,32)
Soap dispenser



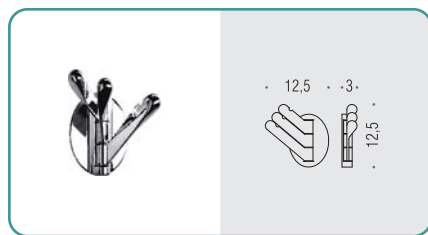
B0140
Porta sapone d'appoggio
Standing soap dish holder



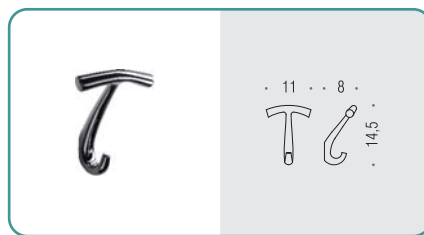
B0141
Porta bicchiere d'appoggio
Standing glass holder



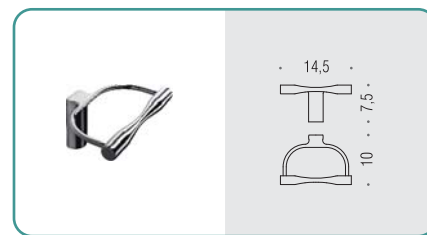
B01PZ
Reggimensola regolabile 6-12 mm
Adjustable shelf holder (6-12 mm)



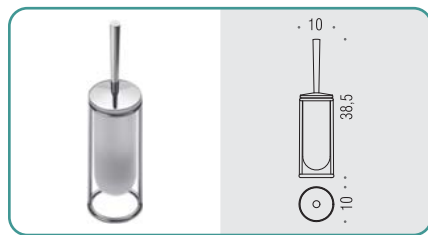
CB17 - TRIO
Appenditutto
Hook



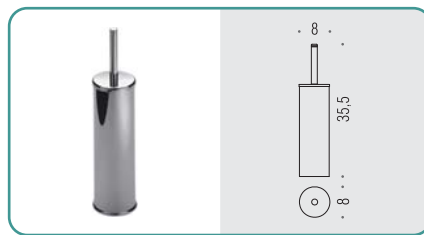
CB37 - CLUB
Appenditutto
Hook




B0108
Porta rotolo
Paper holder




B0106
Porta scopino d'appoggio
Standing brush holder



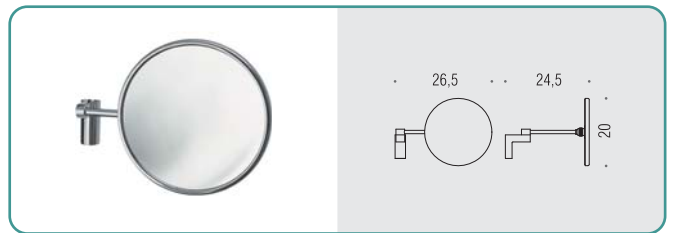
B0506
Porta scopino d'appoggio
Standing brush holder



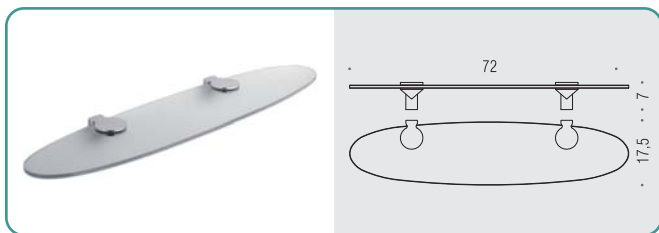
B0107
Porta scopino
Hanging brush holder



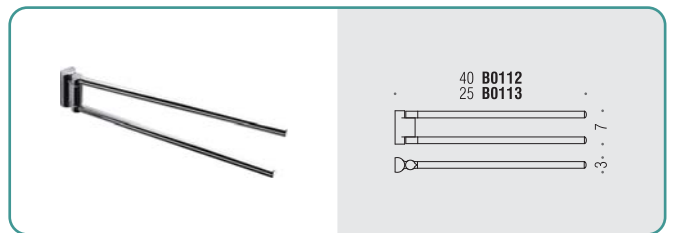
B0111 ○
Porta salvietta ad anello
 Ring towel holder



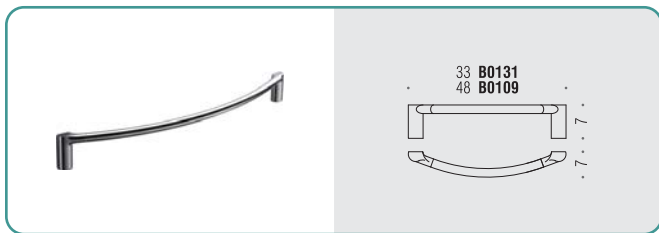
B0125 ○
Specchio ingranditore a muro (3x)
 Wall magnifying mirror (3 times)



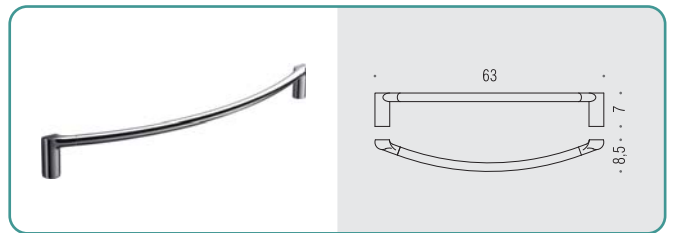
B0130 ○○
Mensola
 Shelf



B0112 - B0113 ○
Porta salvietta doppio a snodo
 Double bar towel holder



B0131 - B0109 ○
Porta salvietta
 Towel holder



B0110 ○
Porta salvietta
 Towel holder

MELÒ ^{B1200}

Design: Ambrogio Rossari

Lontano dalle facili tentazioni delle mode passeggere e desiderando esprimere sensibilità ed equilibrio in oggetti di uso quotidiano, Ambrogio Rossari ha disegnato Melò, collezione di accessori "senza tempo", il cui rigore formale li assimila con facilità agli altri elementi dell'ambiente bagno.

Uninfluenced by the passing trends of fashion, and with a strong wish to express sensitivity and balance in objects of daily use, Ambrogio Rossari has designed Melò, a collection of timeless accessories with such a stark simplicity that they combine with other items of bathroom furniture to perfection.



Melò


Design: Ambrogio Rossari



“C'è anche una concezione poetica del design,
un percorso di luoghi e di memorie.”

“There is also a poetic view in design,
a journey of places and memories.”

Salvatore Pica



















Melò



MELO

Design: Ambrogio Rossari



Materiale: Ottone / Cromall®
Material: Brass / Cromall®

- Finitura: Cromo
Finish: Chrome
- Finitura: Oro
Finish: Gold plated
- Complemento: Vetro acidato naturale
Complement: Natural acid glass



B1201
Porta sapone
Soap dish holder




B1202
Porta bicchiere
Glass holder



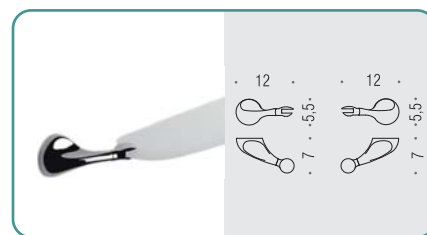
B9306
Spandisapone (L 0,38)
Soap dispenser



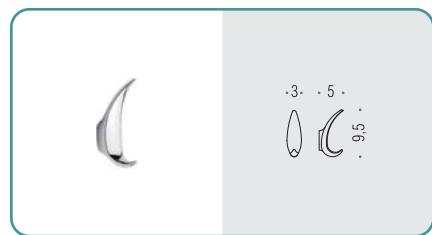
B9305
Spandisapone (L 0,38) d'appoggio
Standing soap dispenser



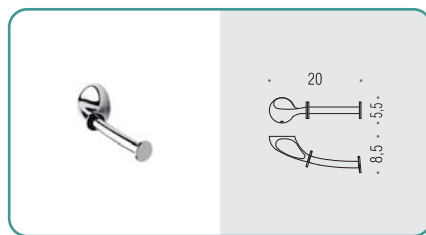
B1200
Ghiera
Ring



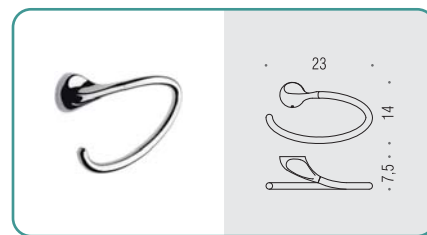
B12PZ DX - B12PZ SX
Reggimensola
Shelf holder



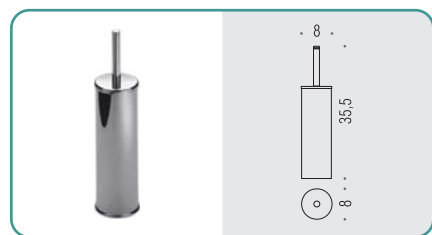
RA17
Appenditutto
Hook



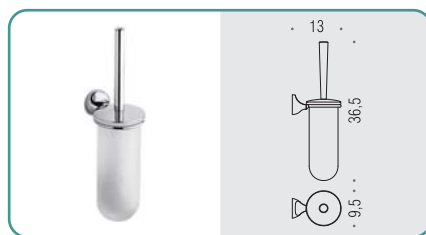
B1208
Porta rotolo
Paper holder



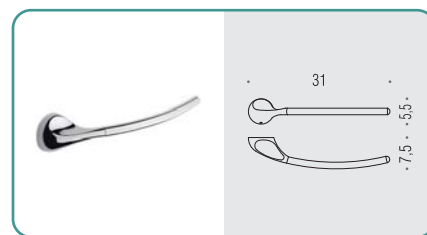
B1231
Porta salvietta ad anello
Ring towel holder



B0506
Porta scopino d'appoggio
Standing brush holder



B1207
Porta scopino
Hanging brush holder

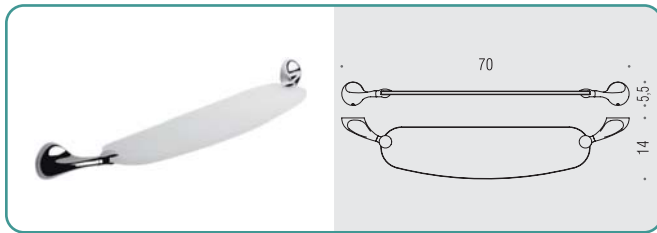


B1211
Porta salvietta fisso
Towel holder

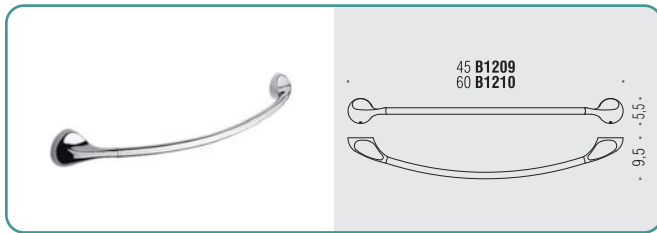




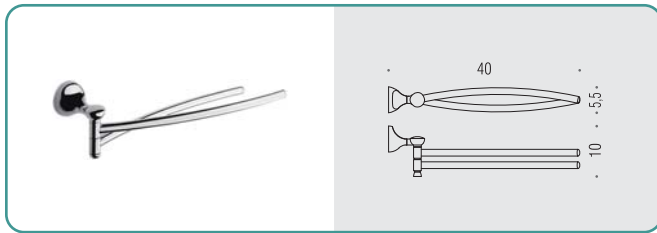
La serie Melò è fornita completa di viti, tasselli e brugole di montaggio. Esiste altresì la possibilità di fissaggio a muro con la colla specifica bi-componente da richiedere come optional (Art. B12SL - max. 30 prodotti)
 Our Melò collection is delivered complete with screws, plugs and Allen key. Wall fixing with adhesive is available. Please ask for the correct two component adhesive (item B12SL - max. 30 items)



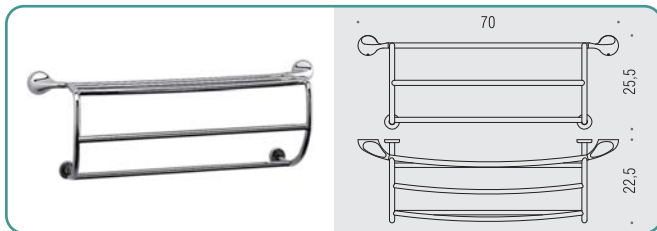
B1216 ●●
Mensola
 Shelf



B1209 - B1210 ●
Porta salvietta
 Towel holder



B1212 ●
Porta salvietta doppio a snodo
 Double bar towel holder



B1287 ●
Rack porta salvietta
 Rack towel holder

B5200 NORDIC

Design: Efrem Bonacina e Giovanni Moro

“Due giovani Industrial Designer hanno scelto di creare una collezione dove ogni elemento torna a rispondere all'esigenza funzionale per il quale viene scelto. Oggetti per il vivere contemporaneo dove l'estetica è sempre stile non urlato, e l'esperienza dell'Azienda si fonde con la forma per vivere il prodotto negli anni futuri.”

“Two young Industrial Designers have created a collection, where each element is the answer to the functional need for which it has been chosen. Objects for the contemporary living where aesthetic is an uncried style and where the company's experience merge with form into a timeless product.”



Nordic


Design: Efram Bonacina e Giovanni Moro



“L'ovvio è quel che non si vede mai,
finchè quancuno non lo esprime con la massima semplicità.”

“The obvious is that it is never realized
until someone expresses it with ease.”

Kahlil Gibran



















Nordic



NORDIC

Design: Efrem Bonacina e Giovanni Moro

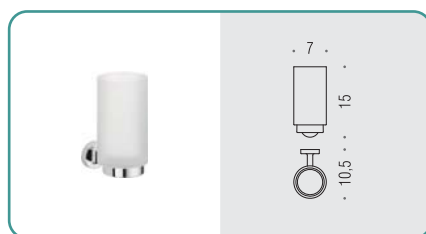


Materiale: Ottone / Cromall®
Material: Brass / Cromall®

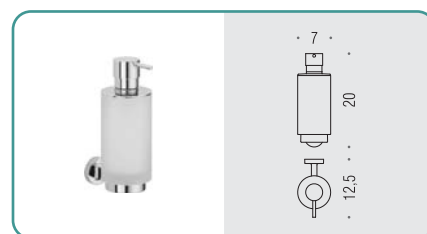
- Finitura: Cromo
Finish: Chrome
- Complemento: Vetro acidato naturale
Complement: Natural acid glass
- Complemento: Ceramica bianca opaca
Complement: Matt white ceramics
- Complemento: Ceramica nera opaca
Complement: Matt black ceramics




B5201
Porta sapone
Soap dish holder




B5202
Porta bicchiere
Glass holder




B9323
Spandisapone (L 0,25)
Soap dispenser



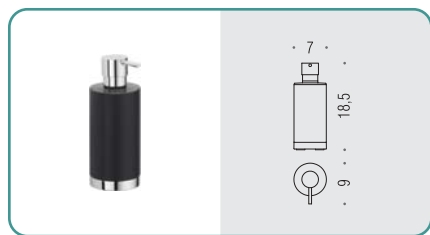
B5240
Porta sapone d'appoggio
Standing soap dish holder




B5241
Porta bicchiere d'appoggio
Standing glass holder




B5241
Porta bicchiere d'appoggio
Standing glass holder



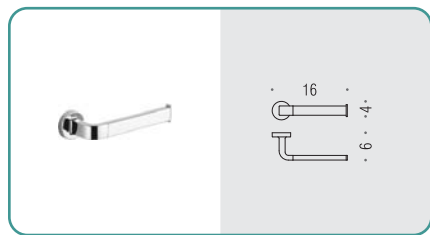
B9324
Spandisapone (L 0,25) d'appoggio
Standing soap dispenser



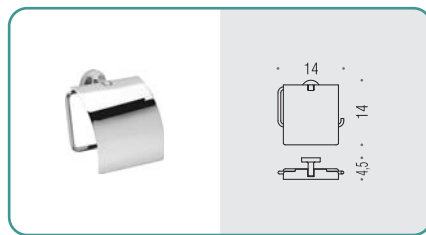
EB17
Appenditutto
Hook




EB27
Appenditutto
Hook



B5208
Porta rotolo
Paper holder



B5291
Porta rotolo coperto
Paper holder with cover



B523M
Ghiera con bi-adesivo
Ring with adhesive

Reversibile
Reversible

Direzione destra o sinistra modificabile dal cliente
End user may modify left or right direction

Optional
Optional




La serie Nordic è fornita completa di viti, tasselli e brugole di montaggio.

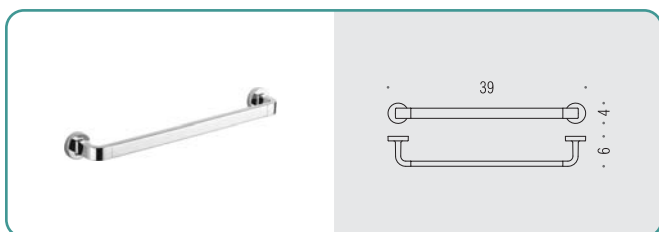
Optional - Esiste altresì la possibilità di utilizzare per ogni punto di fissaggio un kit con biadesivo (Art. B523M).

Our Nordic collection is delivered complete with screws, plugs and Allen key.

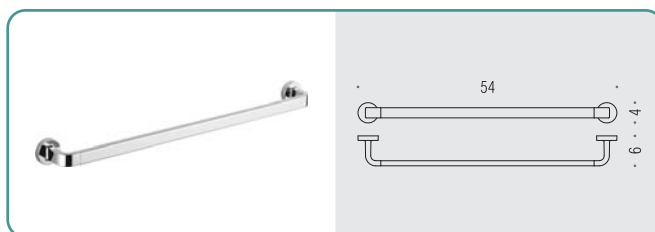
Optional - Wall fixing with adhesive is available. Please ask for the correct component for each fixing point (Art. B523M).



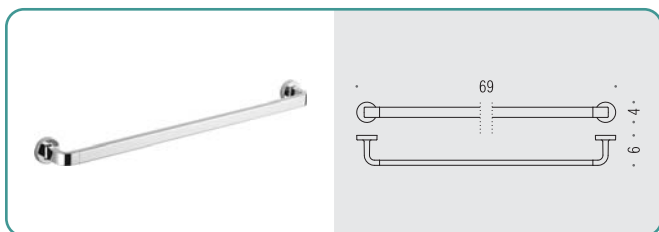
B5231 ○
Porta salvietta ad anello
Ring towel holder



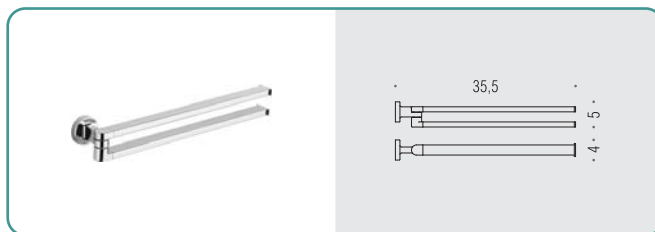
B5209 ○
Porta salvietta
Towel holder




B5210 ○
Porta salvietta
Towel holder




B5211 ○
Porta salvietta
Towel holder



B5212 ○
Porta salvietta doppio a snodo
Double bar towel holder



B5206 ○
Porta scopino d'appoggio
Standing brush holder



B5207 ○
Porta scopino
Hanging brush holder



B7000 OVER

Design: Efreem Bonacina e Giovanni Moro

Razionalità ed emozione.

La collezione Over propone un utilizzo armonico di materiali altamente tecnici plasmati da forme morbide, senza tempo.

L'accessorio da bagno raggiunge così nuovi ed evoluti standard di riferimento, svincolandosi dal tradizionale concetto di applicazione attraverso l'utilizzo di un sistema di fissaggio a muro con adesivi tecnologici.

Over di Colombo Design: la scelta per chi vuole di più, anche nel proprio bagno.

Rationality and emotion.

The Over collection offers an harmonic use of highly technical materials modeled by soft shapes, timeless.

The bathroom accessory reaches in this way new and advanced standard, freeing themselves from the traditional concept of application through the use of a wall fastening system with technological adhesive.

The Over collection of Colombo Design, the choice for those who want more, even in their bathroom.



Over

Design: Efrem Bonacina e Giovanni Moro



“L'arte è l'espressione del pensiero più profondo
nel modo più semplice.”

“Art is the expression of the deepest thought
in the simplest way.”

Albert Einstein


















Over



OVER

Design: Efrem Bonacina e Giovanni Moro



Materiale: Acciaio Inox AISI 316 L
Material: AISI 316 L Inox stainless-steel

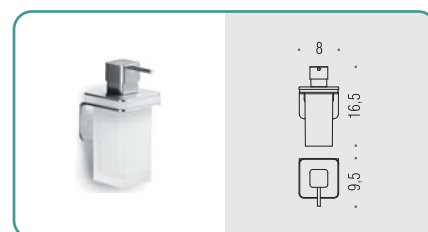
- Finitura: Satinata
Finish: Satin
- Complemento: Vetro acidato naturale
Complement: Natural acid glass




B7001 ● ●
Porta sapone
Soap dish holder




B7002 ● ●
Porta bicchiere
Glass holder



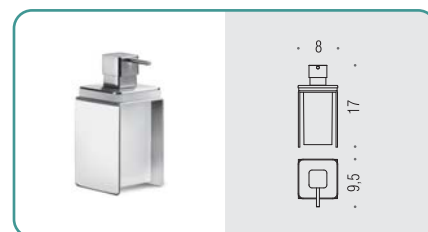
B9328 ● ●
Spandisapone (L 0,22)
Soap dispenser




B7040 ● ●
Porta sapone d'appoggio
Standing soap dish holder



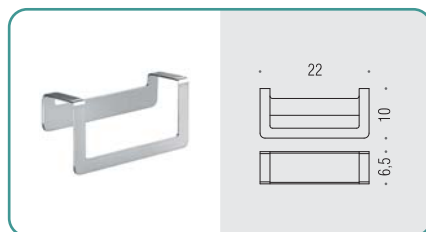
B7041 ● ●
Porta bicchiere d'appoggio
Standing glass holder




B9329 ● ●
Spandisapone (L 0,22) d'appoggio
Standing soap dispenser




GM17 ●
Appenditutto
Hook




B7031 ●
Porta salvietta ad anello
Ring towel holder



B7070 ●
Svuota tasche
Object wall shelf




B7008 ●
Porta rotolo
Paper holder




B7090 ●
Porta rotolo
Paper holder



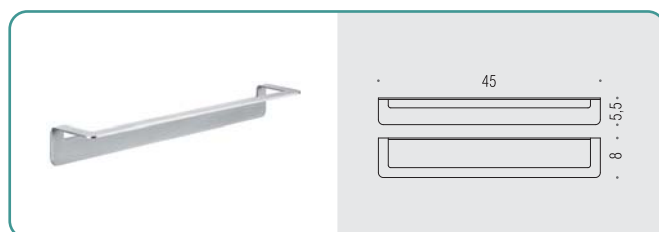


La collezione Over è stata appositamente progettata per un fissaggio a muro e vetro ottenuto con uno speciale nastro biadesivo in schiuma acrilica ad alte prestazioni (3M™ VHB™). Le caratteristiche tecniche di questa serie, unite ad un sistema di montaggio semplice e rapido, consentono un utilizzo dell'accessorio in condizioni difficili senza mai pregiudicare la tenuta e l'estetica. Le strisce biadesive sono già premontate sul pezzo e, per la preparazione della superficie del muro, all'interno della confezione sono presenti un kit di pulizia ed uno stick con il primer/attivatore.


Attenzione: Si sconsiglia l'applicazione dei pezzi su superfici particolarmente ruvide o poco compatte, così come su intonaci o muri grezzi. The Over collection has been specially designed for a wall and glass fixing with a special high performance double sided acrylic foam tape (3M™ VHB™). The technical characteristics of this collection, combined with a quick and easy mounting system, allow an use of the appliance even in difficult conditions without ever affecting the aesthetics or the durability of use. Sided adhesive strips are already preassembled on the piece and, for the preparation of the wall surface, inside the box there is a cleaning kit and a stick with the Activator/primer. **Attention:** we do not recommend the application of the pieces on surfaces particularly rough, as well as on painted walls.




B7009 ●
Porta salvietta
Towel holder



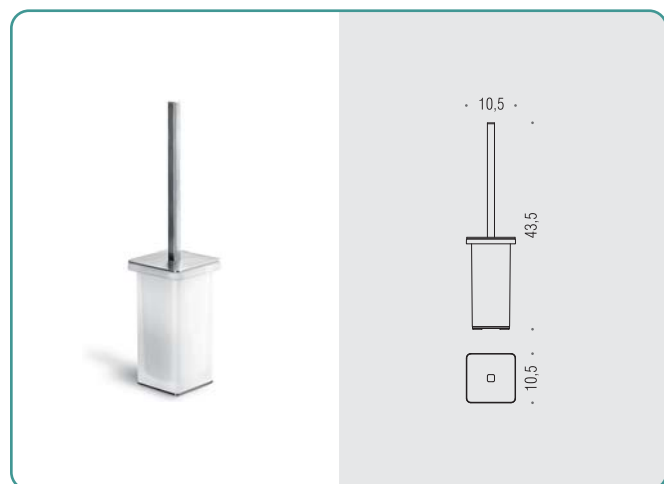
B7010 ●
Porta salvietta
Towel holder



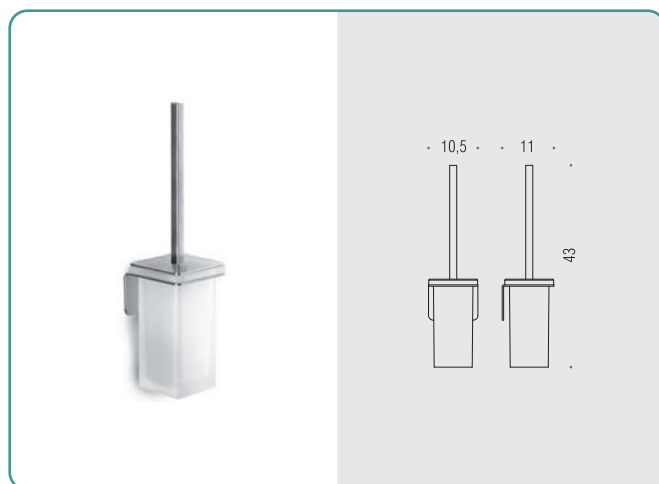
B7011 ●
Porta salvietta
Towel holder



B7071 ●
Porta riviste
Magazine rack



B7006 ●●
Porta scopino d'appoggio
Standing brush holder



B7007 ●●
Porta scopino
Hanging brush holder



PLUS^{W4900}

Design: Piet Billekens

Negli oggetti di uso quotidiano la ricerca del segno formale rende talvolta secondaria la funzionalità.

Piet Billekens ha ristabilito nel progetto PLUS l'equilibrio tra concetto e funzione, disegnando complementi d'arredo non subordinati a stili o tendenze.

Massima attenzione ai materiali e peculiare controllo dei processi di lavorazione sono garantiti da Colombo Design che condivide il concetto di qualità totale.

Sometimes the research of a formal design in everyday used objects might give to functionality a secondary role.

Thanks to Arch. Piet Billekens the project PLUS, has re-established the balance between concept and function, designing furnishing complements free from any style or trend.

The highest attention was also given to the materials, with a peculiar control to the manufacturing process granted by Colombo Design that shares the common concepts of total quality.



Plus


Design: Piet Billekens



“Senza entusiasmo non si è mai compiuto
niente di grande.”

“Nothing great was ever achieved
without enthusiasm.”

Ralph W. Emerson


















Plus



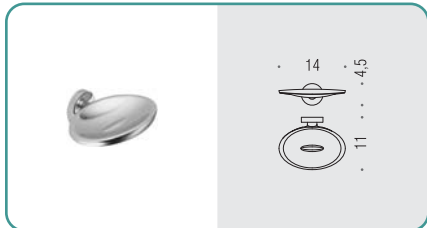
PLUS

Design: Piet Billekens

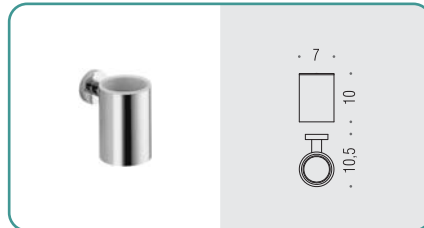


Materiale: Ottone / Cromall®
Material: Brass / Cromall®

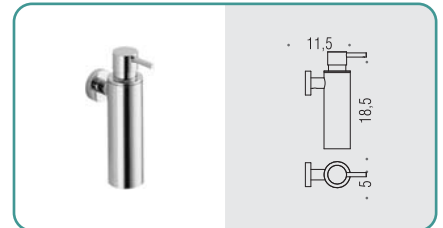
- Finitura: Cromo
Finish: Chrome
- Complemento: Vetro trasparente
Complement: Clear glass



W4901
Porta sapone inamovibile
Irremovable soap dish holder



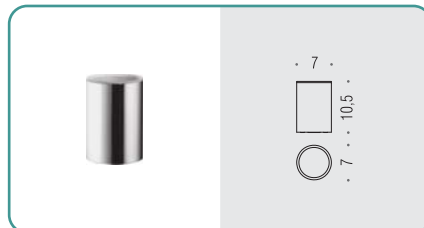
W4902
Porta bicchiere inamovibile
Irremovable glass holder



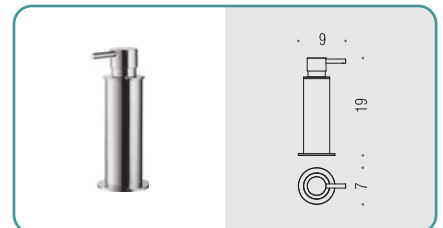
W4981
Spandisapone (L 0,15)
Soap dispenser



W4940
Porta sapone d'appoggio
Standing soap dish holder



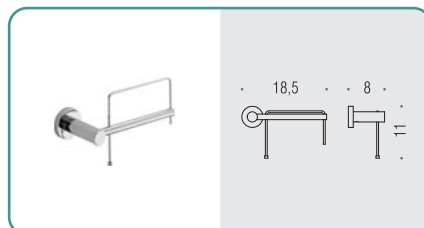
W4941
Porta bicchiere d'appoggio
Standing glass holder



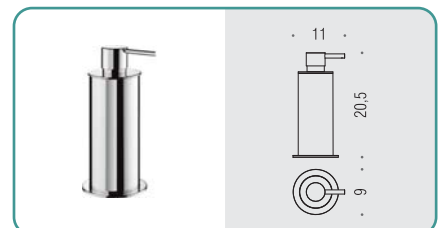
W4980
Spandisapone (L 0,15) d'appoggio
Standing soap dispenser



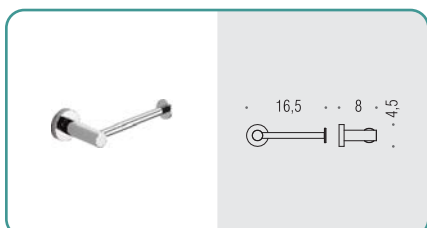
W4917
Appenditutto
Hook



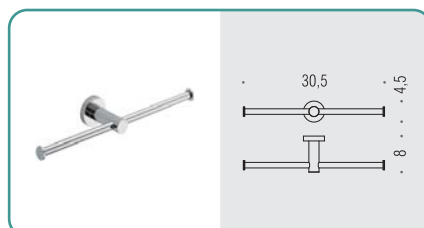
W4908 DX - W4908 SX
Porta rotolo
Paper holder




W4980 XL
Spandisapone JUMBO (L 0,5) d'appoggio
Standing soap dispenser JUMBO version (L 0,5)



W4908
Porta rotolo
Paper holder



W4990
Porta rotolo doppio
Double Paper holder



B523M
Ghiera con bi-adesivo
Ring with adhesive

Optional
Optional

Reversibile
Reversible

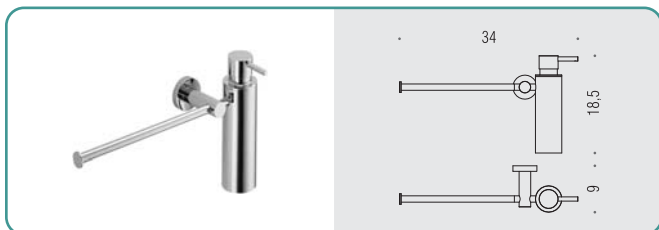


La serie Plus è fornita completa di viti, tasselli e brugole di montaggio.

Optional - Esiste altresì la possibilità di utilizzare per ogni punto di fissaggio un kit con biadesivo (Art. B523M).

Our Plus collection is delivered complete with screws, plugs and Allen key.

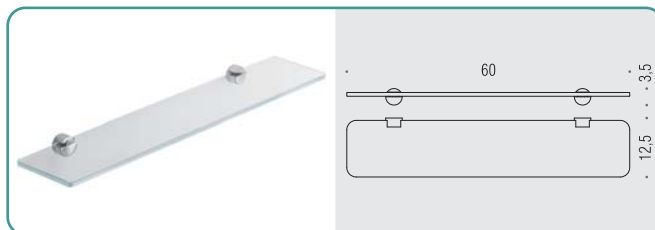
Optional - Wall fixing with adhesive is available. Please ask for the correct component for each fixing point (Art. B523M).



W4975 ○

**Spandisapone (L 0,15)
e porta salvietta per bidet**

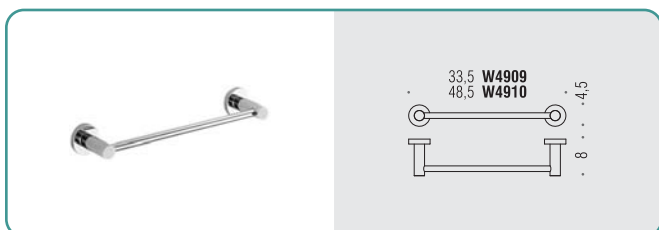
Soap dispenser and towel holder for bidet



W4916 ○○

Mensola

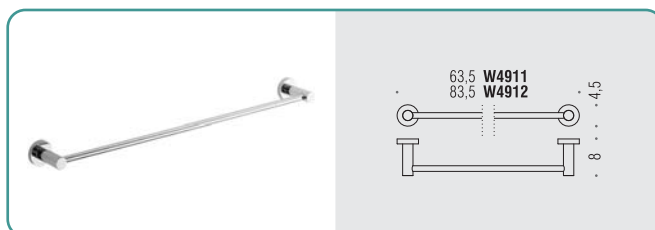
Shelf



W4909 - W4910 ○

Porta salvietta

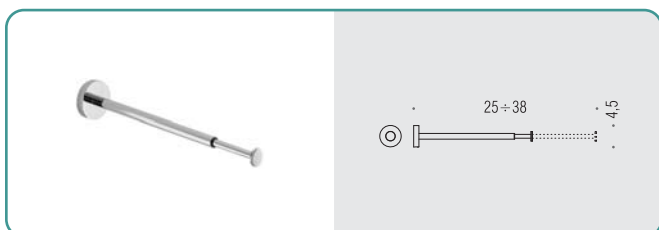
Towel holder



W4911 - W4912 ○

Porta salvietta

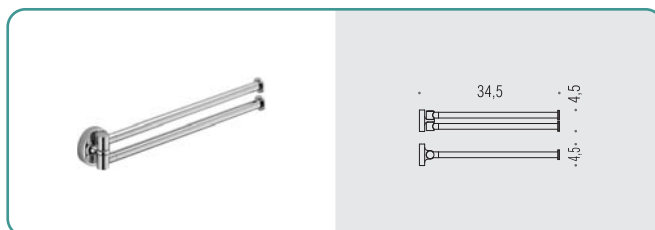
Towel holder



W4915 ○

Porta salvietta estensibile

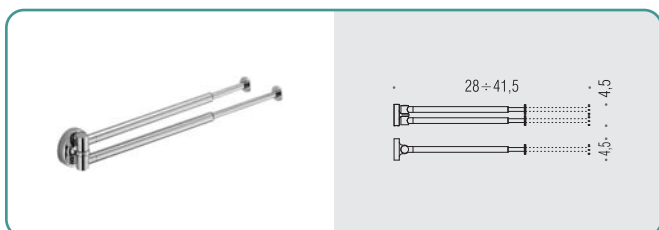
Extensible towel holder



W4913 ○

Porta salvietta doppio a snodo

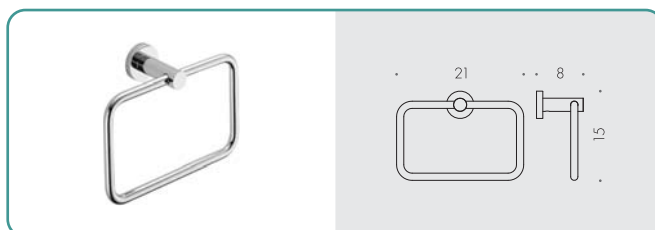
Double bar towel holder



W4914 ○

Porta salviette doppio estensibile a snodo

Extensible double bar towel holder



W4931 ○

Porta salvietta ad anello

Ring towel holder



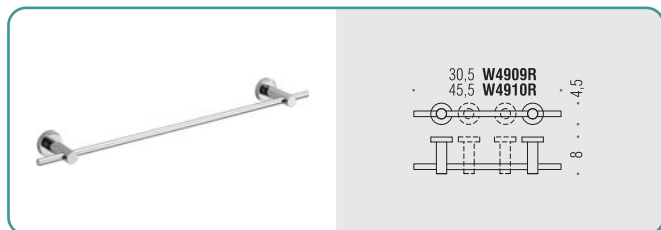
PLUS

Design: Piet Billekens

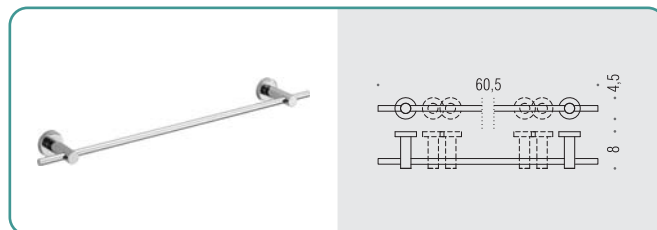


Materiale: Ottone / Cromall®
Material: Brass / Cromall®

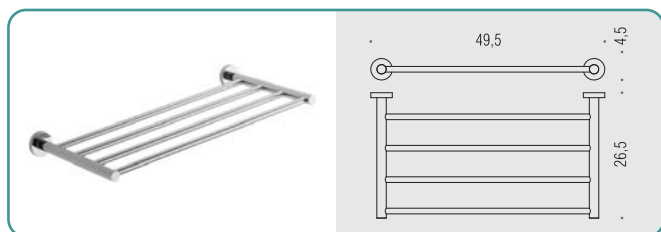
- Finitura: Cromo
Finish: Chrome
- Complemento: Vetro trasparente
Complement: Clear glass
- Complemento: Metacrilato
Complement: Methacrylate



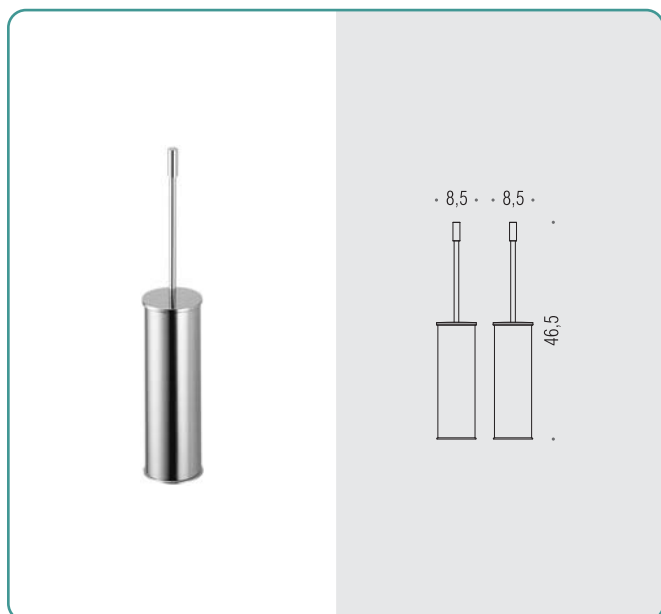
W4909R - W4910R
Porta salvietta con supporti regolabili
Towel holder, adjustable supports



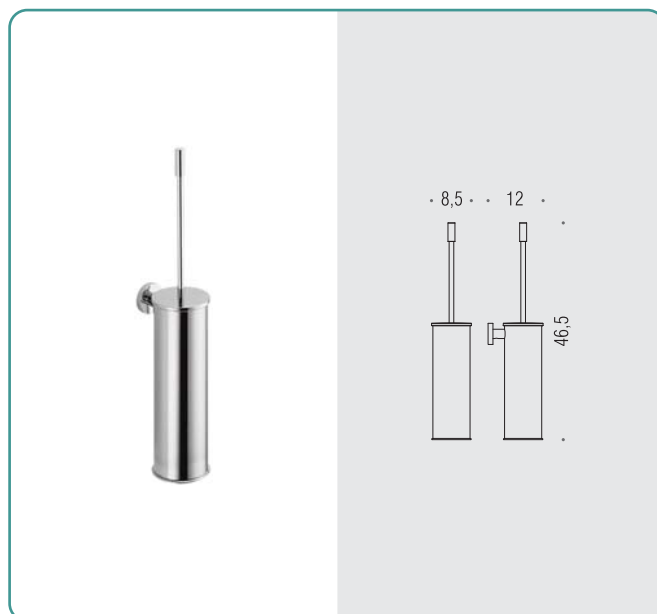
W4911R
Porta salvietta con supporti regolabili
Towel holder, adjustable supports



W4987
Rack porta salvietta
Rack towel holder



W4961
Porta scopino d'appoggio
Standing brush holder



W4962
Porta scopino
Hanging brush holder



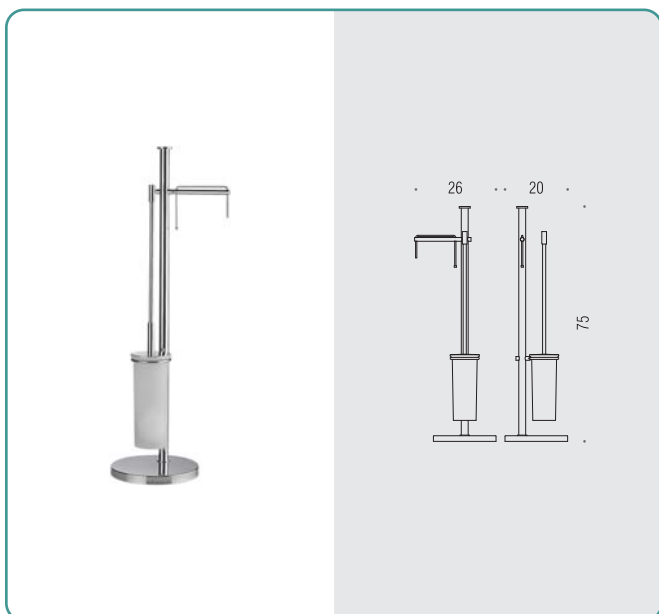


La serie Plus è fornita completa di viti, tasselli e brugole di montaggio.

Optional - Esiste altresì la possibilità di utilizzare per ogni punto di fissaggio un kit con biadesivo (Art. B523M).

Our Plus collection is delivered complete with screws, plugs and Allen key.

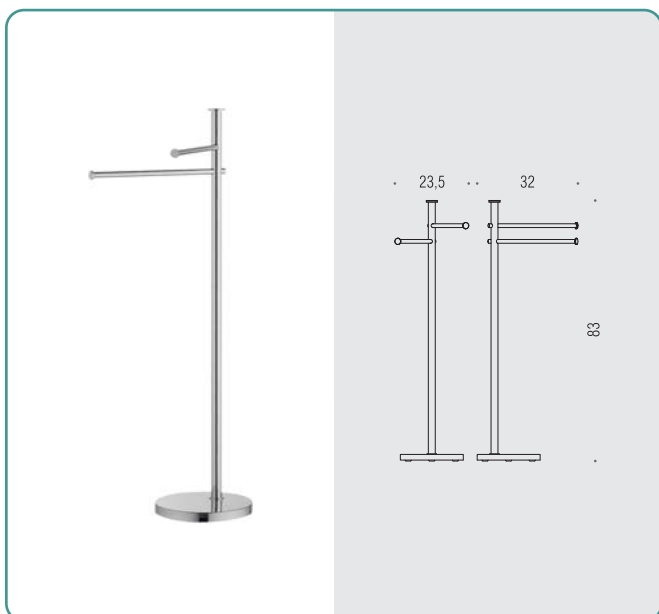
Optional - Wall fixing with adhesive is available. Please ask for the correct component for each fixing point (Art. B523M).



W4935 ○○

Piantana con porta rotolo e porta scopino

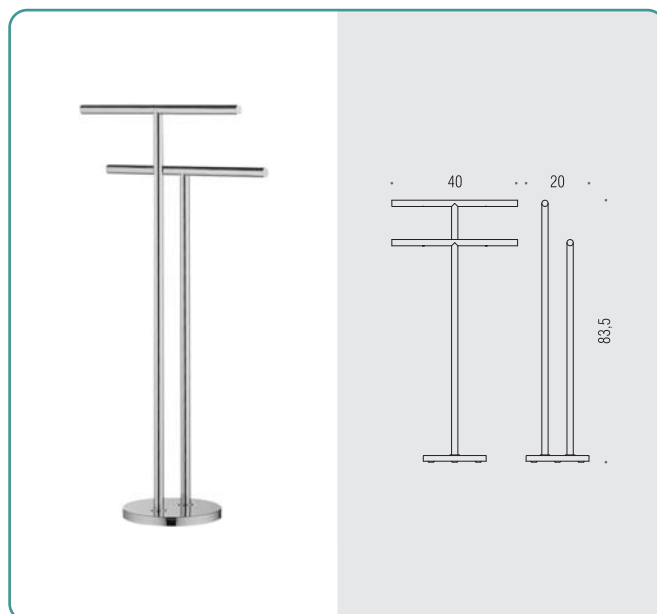
Standing column equipped with paper holder and brush holder



W4936 ○

Piantana con due porta salvietta

Standing column equipped with two towel holders



W4938 ○

Piantana con due porta salvietta

Standing column equipped with two towel holders



B3200

PORTOFINO

CLASSIC LINE

“Portofino-classic line” rimanda la nostra memoria ad atmosfere ricche di significati e sensazioni rivissute negli oggetti della collezione. L'armonia delle linee è principio e fine del disegno. Il rigore qualitativo nella produzione accomuna “Portofino-classic line” alle altre collezioni di Colombo Design, offrendo possibilità molteplici per arredare bagni di forte personalità.

“Portofino-classic line” is a collection full of sensations, atmosphere and harmony of design. The high quality standards of “Portofino-classic line” and its versatility offer innumerable combinations of very personalised bathroom interiors.



Portofino

Classic Line



“Addio monti sorgenti dall'acque,
cime ineguali ed elevati al cielo ...”

“Goodbye mountains sources from the water
and raised to heaven, unequal peaks ...”

Alessandro Manzoni


















Portofino



PORTOFINO

CLASSIC LINE



Materiale: Ottone / Cromall®
Material: Brass / Cromall®


- Finitura: Cromo
Finish: Chrome
- Finitura: Oro
Finish: Gold plated
- Luce Calda
Hot Lights
- Complemento: Vetro acidato naturale
Complement: Natural acid glass




B3201
Porta sapone
Soap dish holder



B3202
Porta bicchiere
Glass holder



B9325
Spandisapone (L 0,30)
Soap dispenser



CD87
Appenditutto
Hook



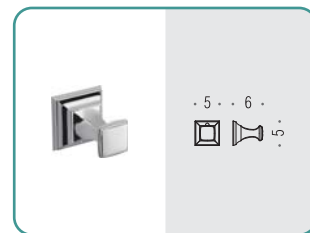
B3242
Porta sapone d'appoggio
Standing soap dish holder



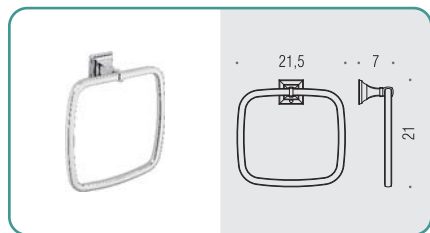
B3241
Porta bicchiere d'appoggio
Standing glass holder



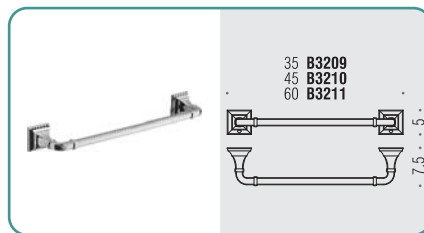
B9326
Spandisapone (L 0,30) d'appoggio
Standing soap dispenser



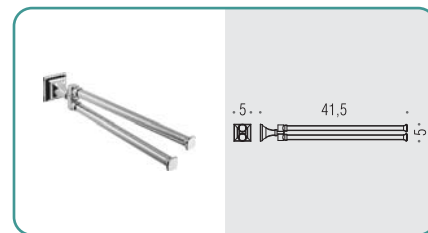
CD97
Appenditutto
Hook



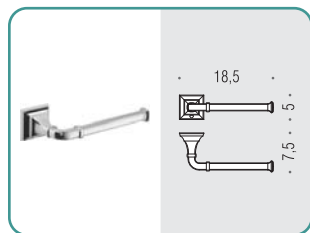
B3231
Porta salvietta ad anello
Ring towel holder



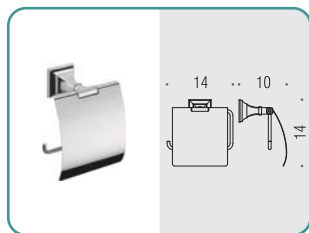
B3209 - B3210 - B3211
Porta salvietta
Towel holder



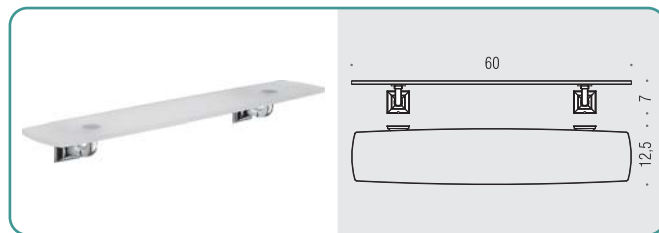
B3212
Porta salvietta doppio a snodo
Double bar towel holder



B3208DX - B3208SX
Porta rotolo
Paper holder

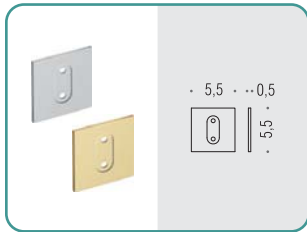


B3291
Porta rotolo coperto
Paper holder with cover

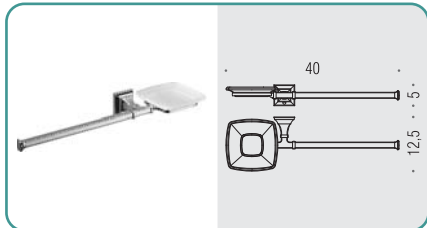


B3216
Mensola
Shelf

Direzione destra o sinistra modificabile dal cliente
End user may modify left or right direction



B3200  
Ghiera - optional
 Ring



B3274DX - B3274SX  
Porta sapone e porta salvietta per bidet
 Soap dish and towel holder for bidet



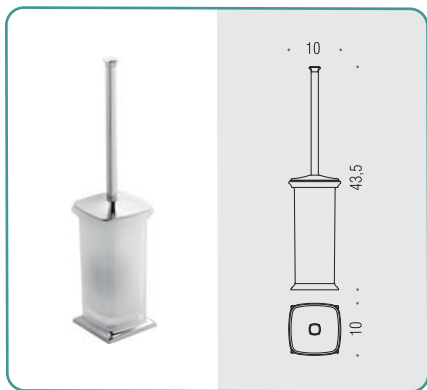
B1305  
Lampada per telaio specchio (B2016)
 Mirror's frame lamp (B2016)

7W MAX	4200K	230V	E14	CE	IP20	
-----------	-------	------	-----	----	------	---

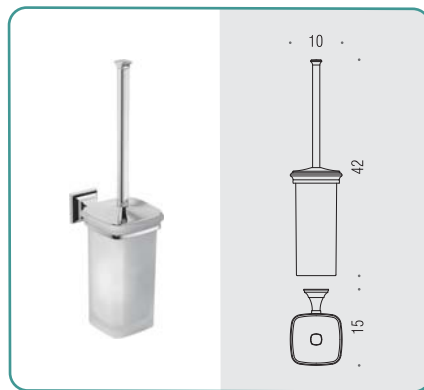


B1305M  
Lampada a parete
 Wall lamp

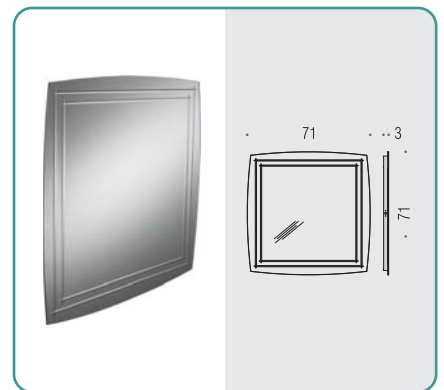
7W MAX	4200K	230V	E14	CE	IP20	
-----------	-------	------	-----	----	------	---




B3206  
Porta scopino d'appoggio
 Standing brush holder





B3207  
Porta scopino
 Hanging brush holder

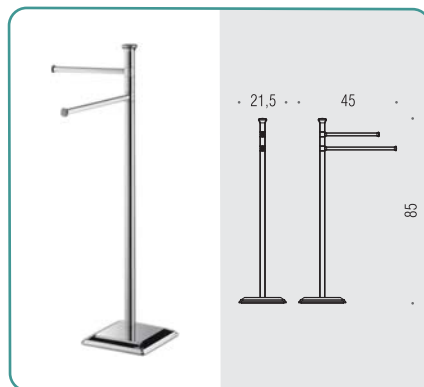


B2016 
Specchio completo di presa ed interruttore
 Mirror with socket and switch

SAINT-GOBAIN
GLASS



B3218  
Piantana con porta rotolo e porta scopino
 Standing column with paper holder and brush holder



B3238 
Piantana con due porta salvietta
 Standing column with two towel holders

W4200 TIME

Design: R&D Colombo Design

Un rigoroso razionalismo è predominante nella progettazione della collezione Time. Essenziale funzionalità nel rispetto delle proporzioni ed armonia delle linee sono i punti di riferimento degli accessori Time che esprimono senza enfasi sensibilità e raffinatezza.

Rationalism has influenced the creation of a new and contemporary collection. Essential but proportioned functions, inspired and harmonised by the contemporary design.



Time


Design: R&D Colombo Design



“In ogni arte la semplicità
è essenziale.”

“Simplicity is a law
that is essential to all art.”

A. Schopenhauer

















Time



TIME


Design: R&D Colombo Design




Materiale: Ottone
Material: Brass

○ Finitura: Cromo
Finish: Chrome

● Complemento: Vetro acidato naturale
Complement: Natural acid glass



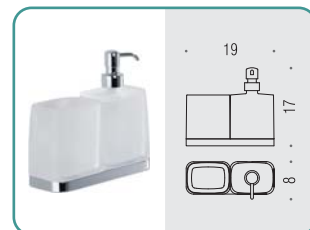
W4201 ●●
Porta sapone
Soap dish holder



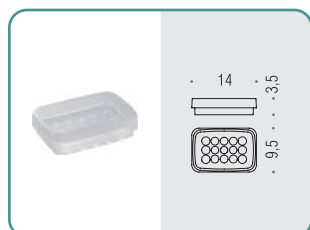
W4202 ●●
Porta bicchiere
Glass holder




W4280 ●●
Spandisapone (L 0,36)
Soap dispenser



W4271 ●●
Porta bicchiere e spandisapone (L 0,36)
Glass holder and soap dispenser



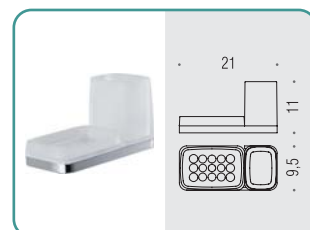
W4240 ●
Porta sapone d'appoggio
Standing soap dish holder



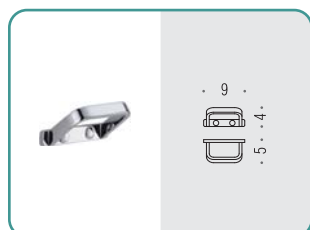
W4241 ●
Porta bicchiere d'appoggio
Standing glass holder



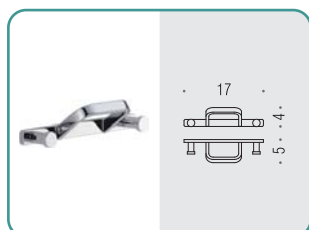
W4281 ●
Spandisapone (L 0,36) d'appoggio
Standing soap dispenser




B4272 ●●
Porta sapone e porta bicchiere
Soap dish holder and glass holder



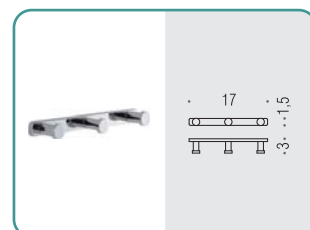
W4217 ○
Appenditutto
Hook



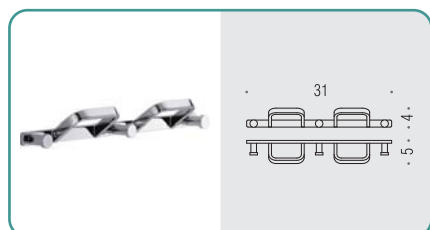
W4227 ○
Appenditutto
Hook




W4247 ○
Appenditutto
Hook




W4257 ○
Appenditutto
Hook



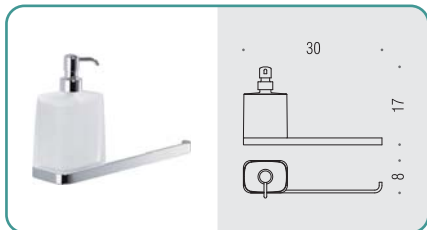
W4237 ○
Appenditutto
Hook



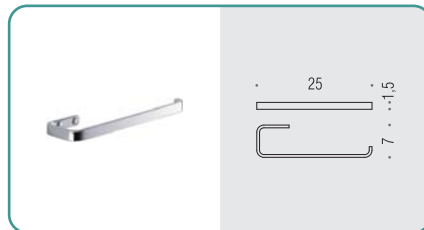
W4208 ○
Porta rotolo
Paper holder




W4291 ○
Porta rotolo coperto
Paper holder with cover




W4274 ○○
Spandisapone (L 0,36) e porta salvietta per bidet
 Soap dispenser and towel holder for bidet



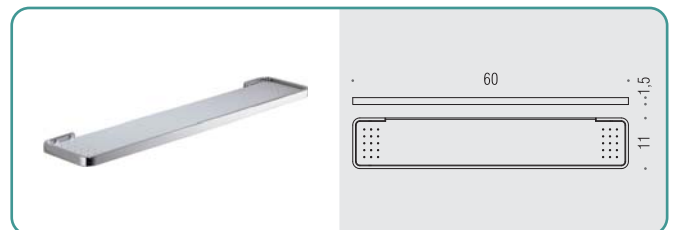
W4212 ○
Porta salvietta
 Towel holder



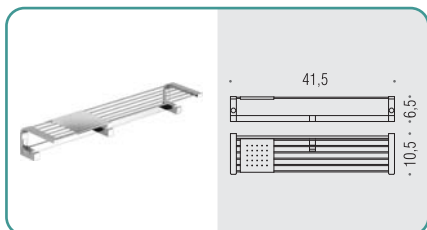
W4209 ○
Porta salvietta
 Towel holder




W4210 - W4211 ○
Porta salvietta
 Towel holder



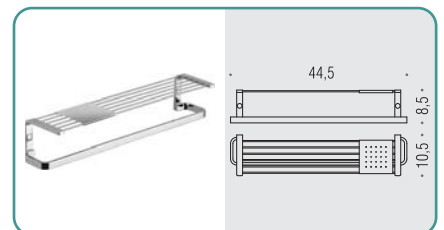
W4216 ○
Mensola con ripiano in acciaio inox
 Shelf with stainless steel base



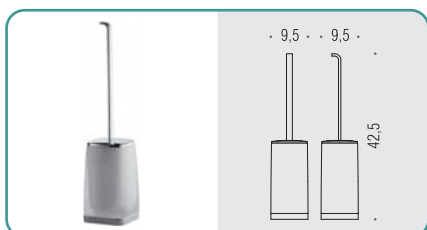
W4275 ○
Mensola con ganci appenditutto e ripiano in inox
 Shelf with coat hooks and stainless steel tray




W4276DX - W4276SX ○
Mensola con porta salvietta, porta rotolo e ripiano in inox
 Shelf with towell holder, paper holder and stainless steel tray




W4277 ○
Mensola con porta salvietta e ripiano in inox
 Shelf with towell holder and stainless steel tray



W4206 ○○
Porta scopino d'appoggio
 Standing brush holder



W4207 ○○
Porta scopino
 Hanging brush holder



**PIANTANE
E COLONNE**
FREE STANDING
AND WALL COLUMNS

ISOLE

B9400

Design: Anna e Carlo Bartoli

Gli architetti Anna e Carlo Bartoli hanno realizzato complementi d'arredo essenziali, progettati con rigore stilistico per ricomporre gli spazi dell'ambiente bagno. Il programma Isole evolve e si concretizza in un sistema di piantane e colonne polifunzionali a parete.

In their characteristic concise and elegant style, Anna and Carlo Bartoli have developed the "Isole Collection" to create a system of multi-functional free-standing bathroom accessory columns.















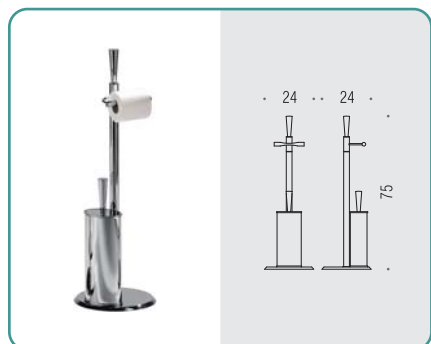
ISOLE

Design: Anna e Carlo Bartoli

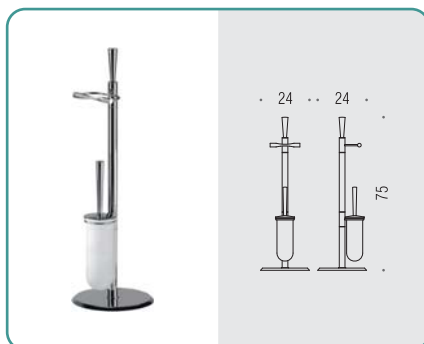


Materiale: Ottone / Cromall®
Material: Brass / Cromall®

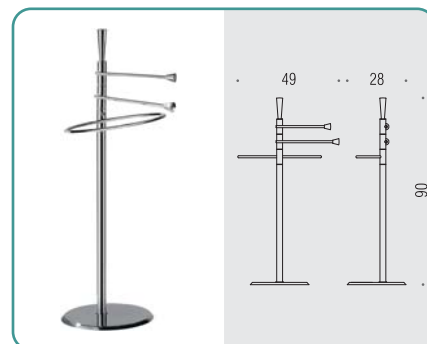
- Finitura: Cromo
Finish: Chrome
- Complemento: Vetro acidato naturale
Complement: Natural acid glass



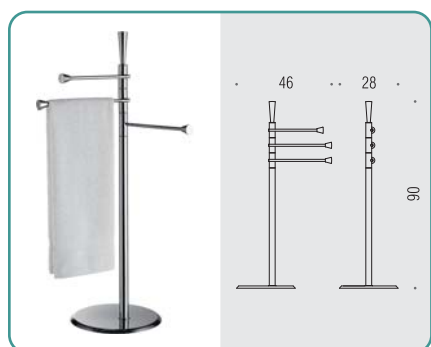
B9407
Piantana con porta rotolo e porta scopino in ottone
Floor standing column
with paper holder and brass brush holder



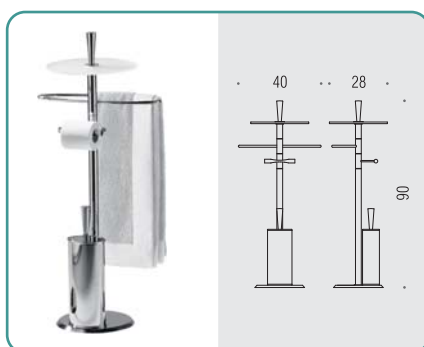
B9416
Piantana con porta rotolo e porta scopino sospeso in vetro acidato
Floor standing column with paper holder and
suspended acid glass brush holder



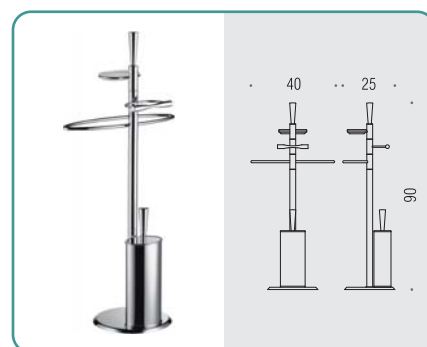
B9403
Piantana con 3 porta salvietta
Floor standing column with 3 towel holders



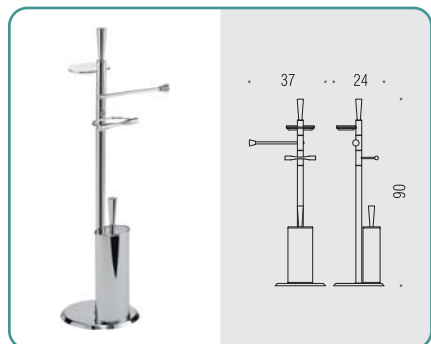
B9415
Piantana con 3 porta salvietta
Floor standing column with 3 towel holders



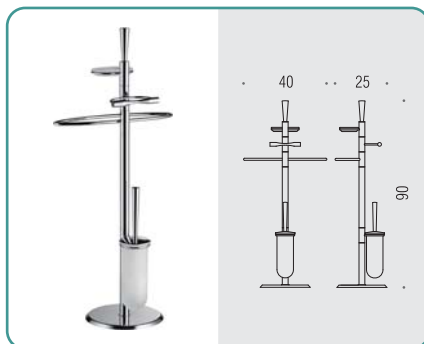
B9408
Piantana con mensola, porta salvietta, porta rotolo e porta scopino in ottone
Floor standing column with shelf, towel holder,
paper holder and brass brush holder



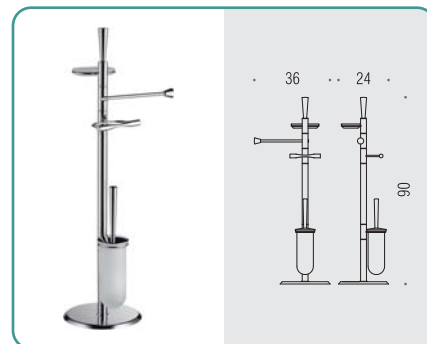
B9409
Piantana con porta salvietta, porta sapone, porta rotolo e porta scopino in ottone
Floor standing column with towel holder,
soap holder, paper holder and brass brush holder



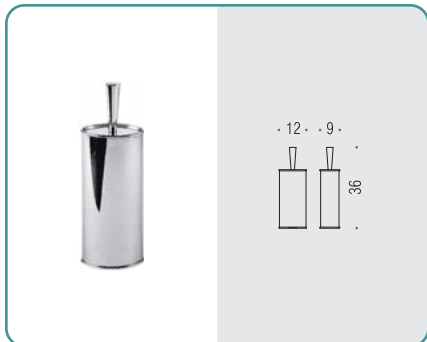
B9413
Piantana con porta salvietta, porta sapone, porta rotolo e porta scopino in ottone
Floor standing column with towel holder, soap holder,
paper holder and brass brush holder



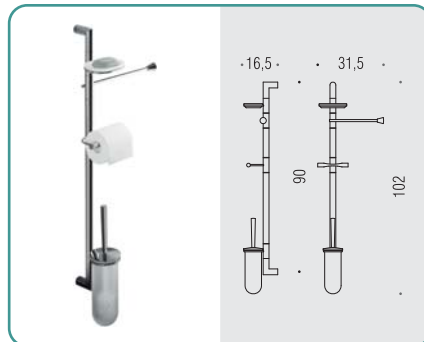
B9418
Piantana con porta salvietta, porta sapone, porta rotolo e porta scopino sospeso in vetro acidato
Floor standing column with towel holder, soap holder,
paper holder and suspended acid glass brush holder



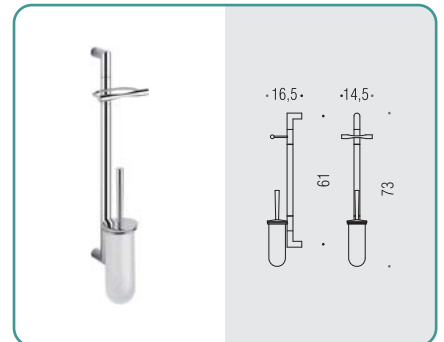
B9419
Piantana con porta salvietta, porta sapone, porta rotolo e porta scopino sospeso in vetro acidato
Floor standing column with towel holder, soap holder,
paper holder and suspended acid glass brush holder



B9405 ○
Porta scopino d'appoggio
 Standing brush holder




B9422 ○○
Colonna con porta sapone, porta salvietta, porta rotolo, porta scopino in vetro acidato.
 Wall column with soap holder, towel holder, paper holder and acid glass brush holder



B9423 ○○
Colonna con porta rotolo e porta scopino in vetro acidato
 Wall column with paper holder and acid glass brush holder



B9412 ○
Piantana con 2 porta salvietta e 2 appendiabiti
 Floor standing column with 2 towel holder and 2 hooks



B9404 ○
Piantana con porta salvietta e 3 appendiabiti
 Floor standing column with towel holder and 3 hooks

PLANETS

B9800

Design: Bartoli Design

Il bagno diviene sempre più ambiente living, offrendo nuove possibilità nell'arredo dello spazio con elementi carichi di personalità. I complementi del programma Planets, progettati da Bartoli Design, discretamente connotati ma riconoscibili in ogni modello del programma e garantiti dall'eccellenza qualitativa di Colombo Design, ricompongono senza enfasi e con rigore stilistico l'ambiente bagno. Piantane e colonne a muro in differenti proposte offrono molteplici, alternative soluzioni.

The bathroom area becomes more and more a living habitat, offering new possibilities to furnish spaces missing of personality. The complements of the Planets program, designed by Bartoli Design, are discretely thought but recognizable in his signing style. Granted by the excellent quality of Colombo Design, their character is able to fulfill without emphasis the bathroom ambience. Standing columns and wall columns in different proposals are offering multiple and alternative solutions.















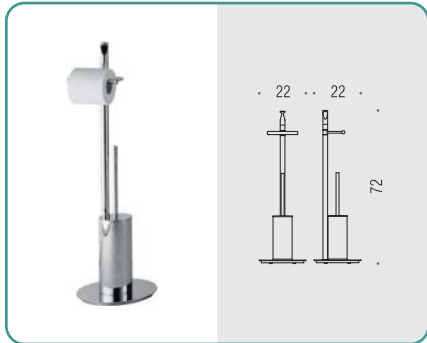
PLANETS

Design: Bartoli Design

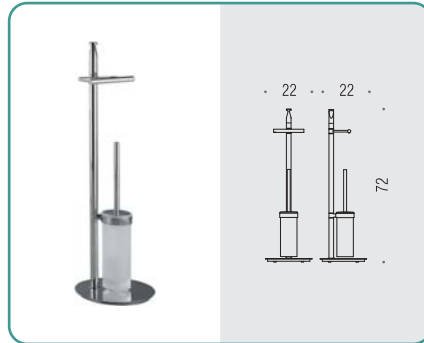


Materiale: Ottone / Cromall®
Material: Brass / Cromall®

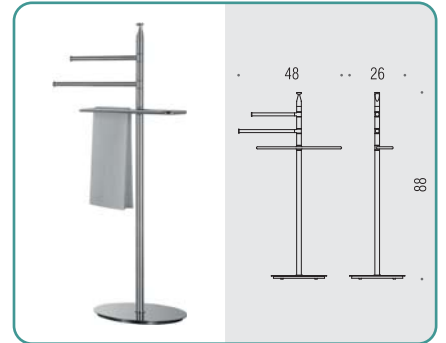
- Finitura: Cromo
Finish: Chrome
- Complemento: Vetro acidato naturale
Complement: Natural acid glass



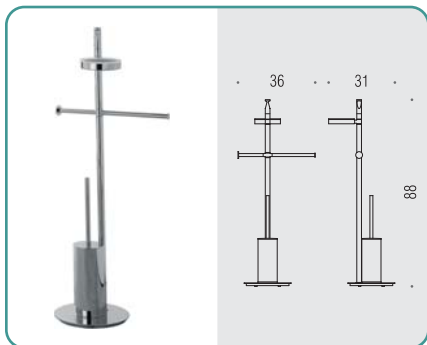
B9807
Piantana con porta rotolo e porta scopino in ottone
Floor standing column with paper holder and brass brush holder



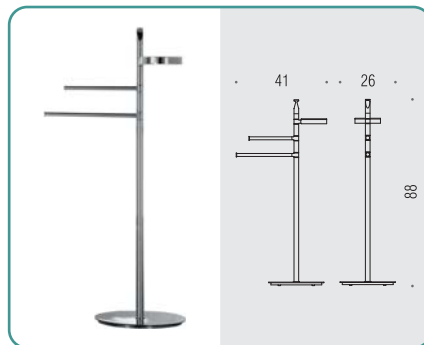
B9816
Piantana con porta rotolo e porta scopino sospeso in vetro acidato
Floor standing column with paper holder and suspended acid glass brush holder



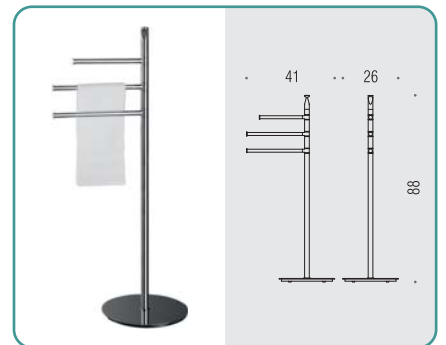
B9803
Piantana con 3 porta salvietta
Floor standing column with 3 towel holders



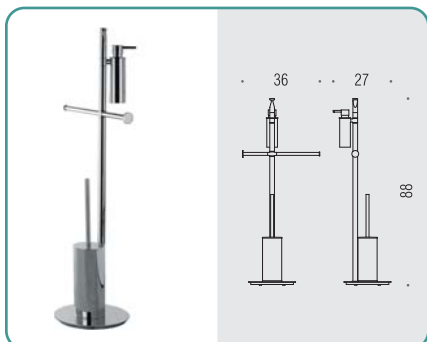
B9813
Piantana con porta salvietta, porta sapone, porta rotolo e porta scopino in ottone
Floor standing column with towel holder, soap holder, paper holder and brass brush holder



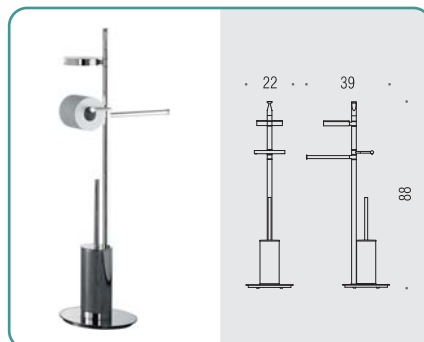
B9814
Piantana con porta sapone e 2 porta salvietta
Floor standing column with soap holder and 2 towel holders



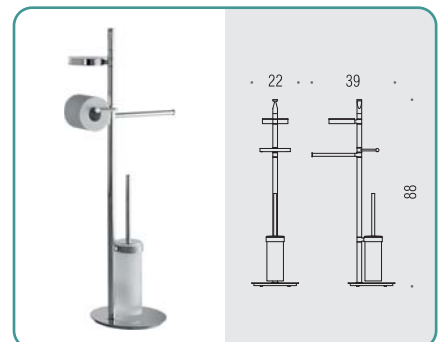
B9815
Piantana con 3 porta salvietta
Floor standing column with 3 towel holders




B9819
Piantana con spandisapone (L 0,15), porta salvietta, porta rotolo e porta scopino in ottone
Floor standing column with soap dispenser, towel holder, paper holder and brass brush holder



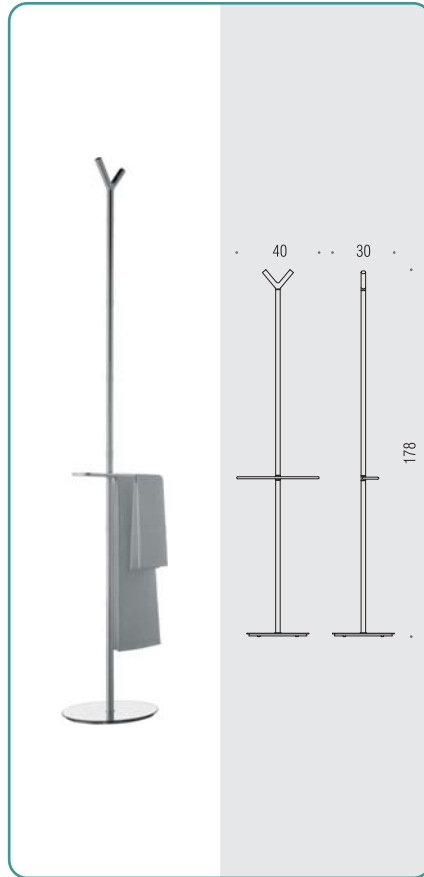
B9833
Piantana con porta salvietta, porta sapone, porta rotolo e porta scopino in ottone
Floor standing column with towel holder, soap holder, paper holder and brass brush holder



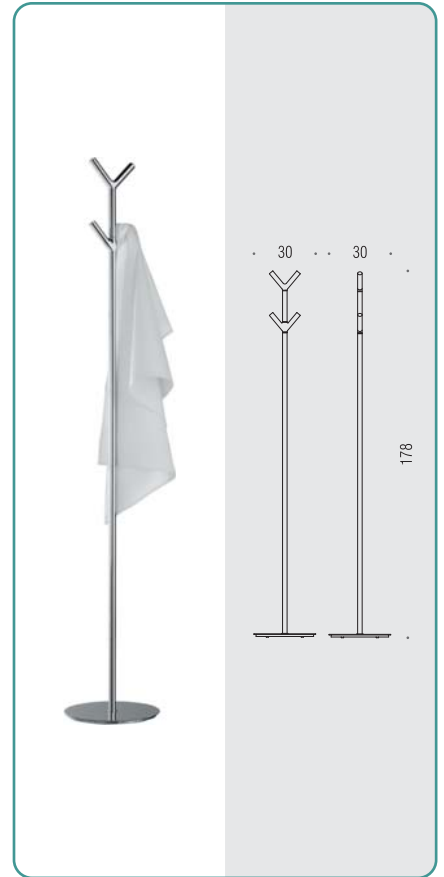
B9843
Piantana con porta salvietta, porta sapone, porta rotolo e porta scopino sospeso in vetro acidato
Floor standing column with towel holder, soap holder, paper holder and suspended acid glass brush holder



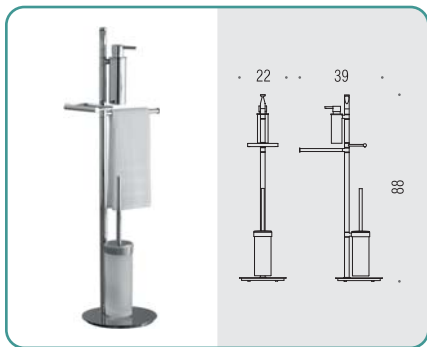
B9805 ○
Porta scopino d'appoggio
 Standing brush holder



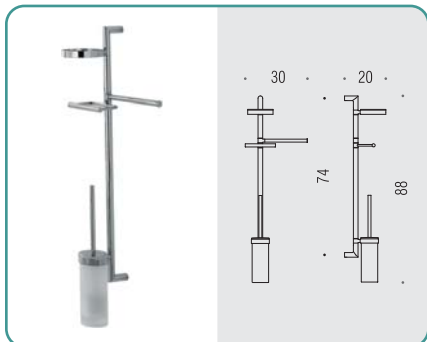
B9804 ○
Piantana con porta salvietta e 2 appendiabiti
 Floor standing column with towel holder and 2 hooks



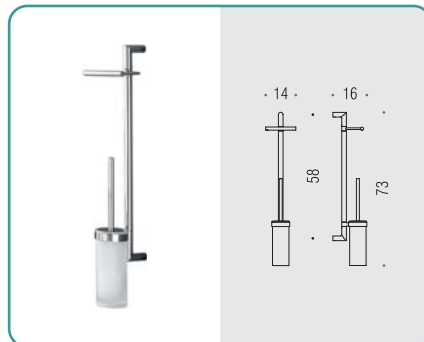
B9812 ○
Piantana con 4 appendiabiti
 Floor standing column with 4 hooks



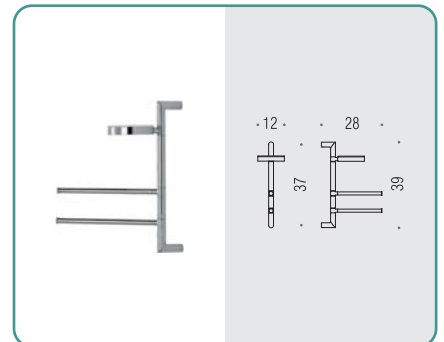
B9849 ○○
Piantana con spandisapone (L 0,15), porta salvietta, porta rotolo e porta scopino sospeso in vetro acidato
 Floor standing column with soap dispenser, towel holder, paper holder and suspended acid glass brush holder



B9822 ○○
Colonna con porta sapone, porta salvietta, porta rotolo, porta scopino in vetro acidato
 Wall column with soap holder, towel holder, paper holder and acid glass brush holder



B9823 ○○
Colonna con porta rotolo e porta scopino in vetro acidato
 Wall column with paper holder and acid glass brush holder



B9824 ○○
Colonna con porta sapone e 2 porta salvietta
 Wall column with soap holder and 2 towel holders



B9900 SQUARE

Design:  TEAM 3

Linee morbide e rotonde abbinata ad una base squadrata, consentono l'inserimento di questi elementi all'interno dei bagni di tutte le abitazioni completando e risolvendo, con la propria caratteristica polifunzionale, le diverse esigenze di arredo.

Soft and round lines combined with a square base, allow the inclusion of these items in the bathrooms of all houses completing and resolving, with their multi-functional feature, the various requirements of furniture.















SQUARE

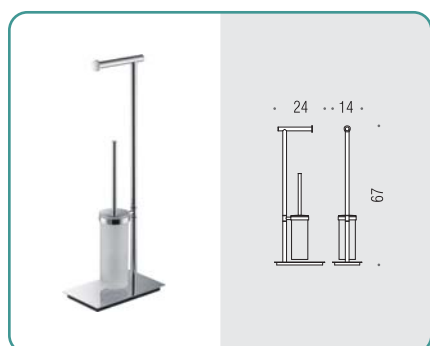
Design: **TEAM 3**



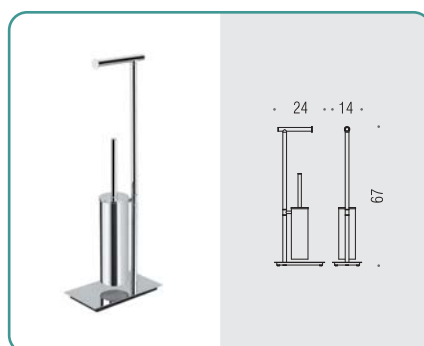
Materiale: Ottone
Material: Brass

Finitura: Cromo
Finish: Chrome

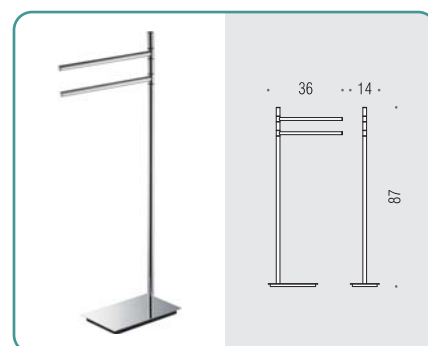
Complemento: Vetro acidato naturale
Complement: Natural acid glass



B9904
**Piantana con porta rotolo
e porta scopino sospeso in vetro acidato**
Floor standing column with paper holder and
suspended acid glass brush holder



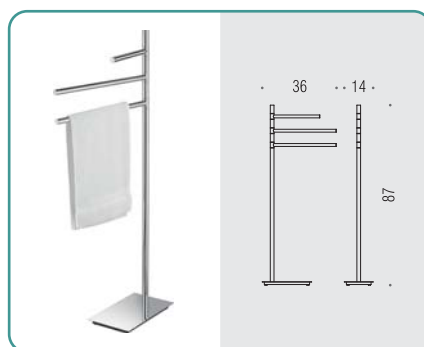
B9907
**Piantana con porta rotolo
e porta scopino sospeso in ottone**
Floor standing column with paper holder and
suspended brass brush holder



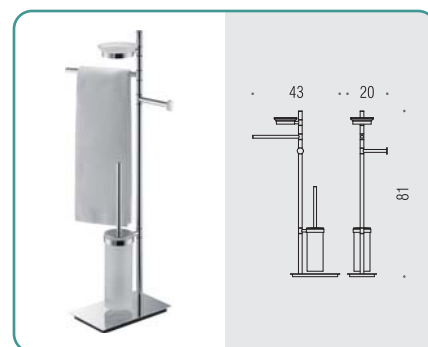
B9901
Piantana con 2 porta salvietta
Floor standing column with 2 towel holders



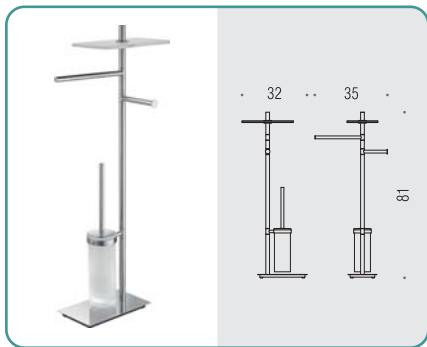
B9902
**Piantana con porta sapone
e porta salvietta**
Floor standing column with soap holder
and towel holders



B9915
**Piantana
con 3 porta salvietta**
Floor standing column
with 3 towel holders



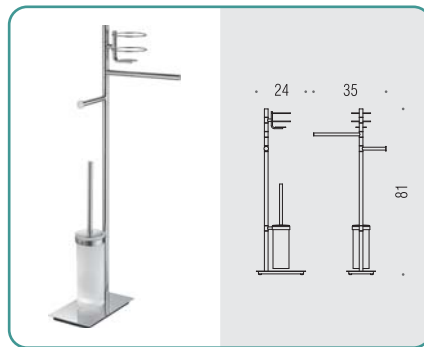
B9903
**Piantana con porta salvietta, porta sapone,
porta rotolo e porta scopino sospeso in vetro acidato**
Floor standing column with towel holder, soap holder,
paper holder and suspended acid glass brush holder



B9908 ○○

Piantana con mensola, porta salvietta, porta rotolo e porta scopino sospeso in vetro acidato

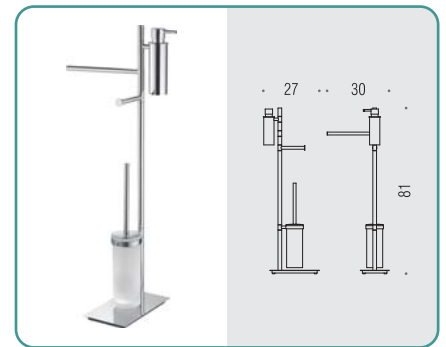
Floor standing column with shelf, towel holder, paper holder and suspended acid glass brush holder



B9913 ○○

Piantana con porta spandisapone, porta salvietta, porta rotolo e porta scopino sospeso in vetro acidato

Floor standing column with soap dispenser holder, towel holder, paper holder and suspended acid glass brush holder



B9918 ○○

Piantana con spandisapone (L 0,15), porta salvietta, porta rotolo e porta scopino sospeso in vetro acidato

Floor standing column with soap dispenser, towel holder, paper holder and suspended acid glass brush holder



UNITS

B9100

Design: Luca Colombo

La collezione di piantane e colonne Units esprime il concetto di forma con funzione e di lusso con linearità. Elementi d'arredo che caratterizzano lo spazio con soluzioni esclusive ma universali dove l'accessorio, spesso oggi nascosto, torna ad essere assoluto protagonista della stanza da bagno.

The Units collection of wall and standing columns is the expression of form and functionality in a rich but linear way.

Furnishing elements mark out the space with exclusive but at the same time universal solutions, where the bathroom accessories are not hidden any more and represent the leading element in bathroom decoration and furnishing.









UNITS

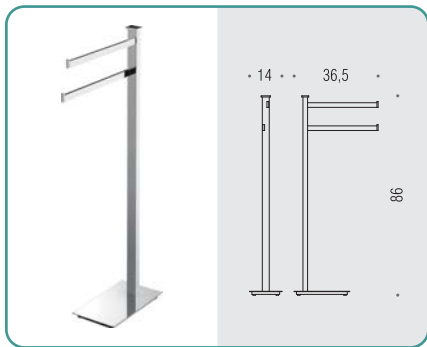
Design: Luca Colombo



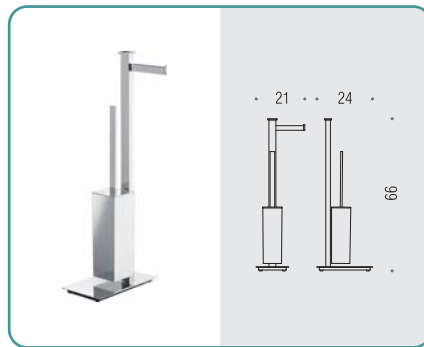
Materiale: Ottone / Cromall®
Material: Brass / Cromall®

- Finitura: Cromo
Finish: Chrome
- Complemento: Vetro acidato naturale
Complement: Natural acid glass

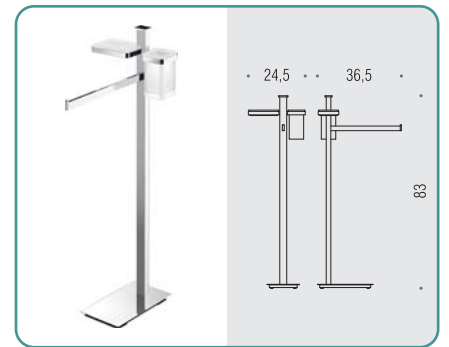
Tutti gli elementi sono fissi
All elements are not adjustable



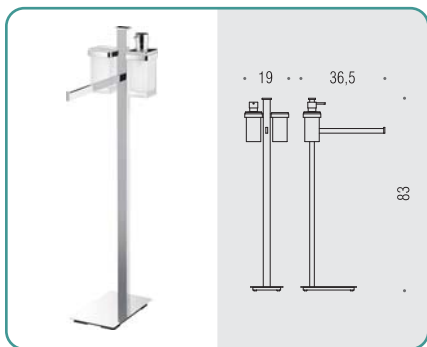
B9103
Piantana con 2 porta salvietta
Floor standing column with 2 towel holders



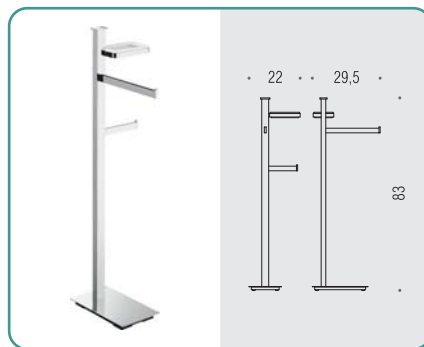
B9107D - B9107S
**Piantana con porta rotolo
e porta scopino**
Floor standing column with paper holder
and brush holder



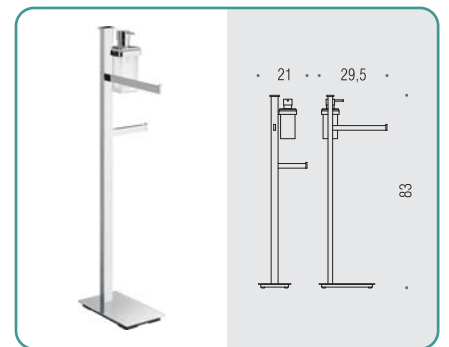
B9110
**Piantana con porta sapone,
porta bicchiere e porta salvietta**
Floor standing column with soap holder,
glass holder and towel holder



B9111
**Piantana con spandisapone (L 0,28)
porta bicchiere e porta salvietta**
Floor standing column with soap dispenser,
glass holder and towel holder



B9113D - B9113S
**Piantana con porta sapone,
porta salvietta e porta rotolo**
Floor standing column with soap holder,
towel holder and paper holder



B9119D - B9119S
**Piantana con spandisapone (L 0,28)
porta salvietta e porta rotolo**
Floor standing column with soap dispenser,
towel holder and paper holder



COMPLEMENTI

COMPLEMENTS

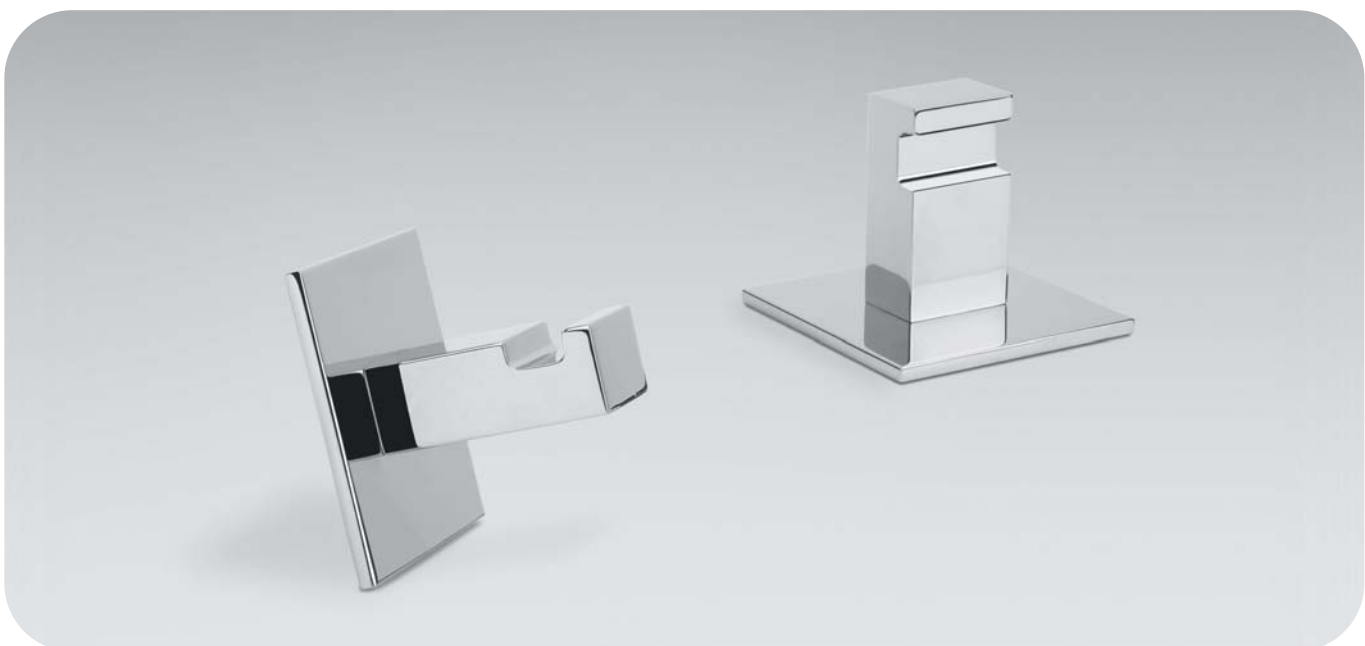
APPENDITUTTO


COAT HANGERS


Oggetti intensi ed espressivi che raccontano di una ricerca non dogmatica, di una passione per il gesto progettuale che sono da sempre aspetti importanti nella produzione dell'azienda. Metafora di un modo di abitare contemporaneo libero e flessibile. Di una casa libera di trasformarsi nel tempo.

Objects intense and expressive that reflect a non-dogmatic research and a passion for design, which have always been important aspects of the company's production. Metaphor of a modern, free and adaptable lifestyle, of a home that flexibly changes in time.
















APPENDITUTTO

COAT HANGERS

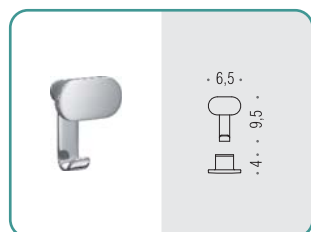


Materiale: Ottone / Cromall®
Material: Brass / Cromall®

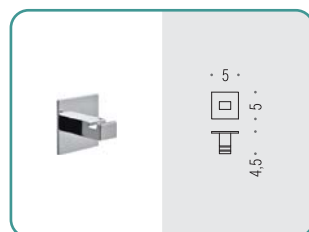
- Finitura: Cromo
Finish: Chrome
- Finitura: HPS gold
Finish: HPS gold plated
- Finitura: Oroplus
Finish: Oroplus
- Finitura: Satinata
Finish: Satin
- Finitura: Nikelmat
Finish: Mat nickel



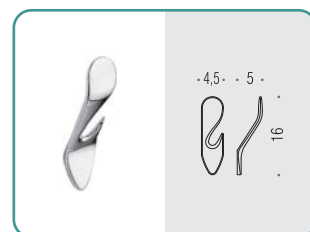
AR37 ○
Alizé



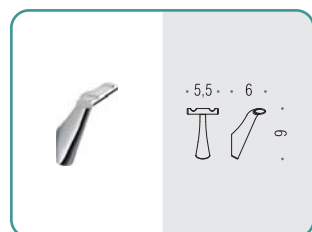
CB67 ○
Bart



LC67 ○
Forever



MH17 ○
Khala




CD67 ○
Land




CD77 ○
Land



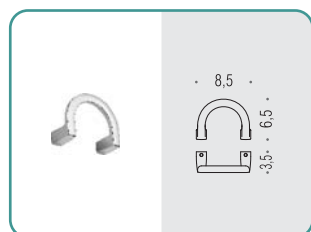
AR27 ○
Link




LC27 ○
Look



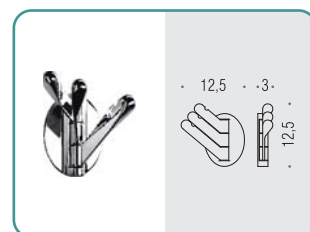
LC37 ○
Look




LC47 ○●
Lulù




LC57 ○●
Lulù




CB17 ○
Luna



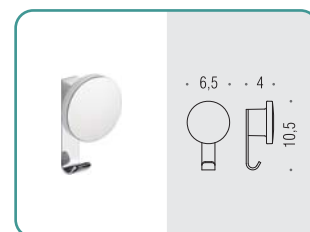
CB37 ○
Luna



RA17 ○
Melò



EB17 ○
Nordic



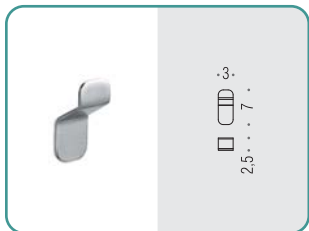
EB27 ○
Nordic



Fissaggio a muro e vetro ottenuto con uno speciale nastro biadesivo in schiuma acrilica ad alte prestazioni (3M™ VHB™)
Fixing with a special high performance double sided acrylic foam tape (3M™ VHB™).




Possibilità di utilizzare per ogni punto di fissaggio un kit con biadesivo (Art. B523M).
Wall fixing with adhesive is available. Please ask for the correct component for each fixing point (Art. B523M).




GM17 ●
Over



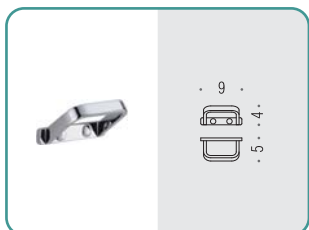
W4917 ○
Plus



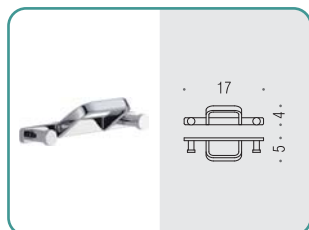
CD87 ○
Portofino




CD97 ○
Portofino



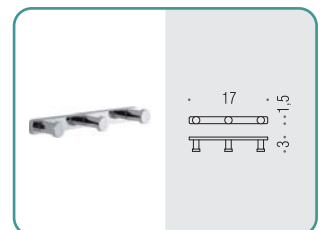
W4217 ○
Time



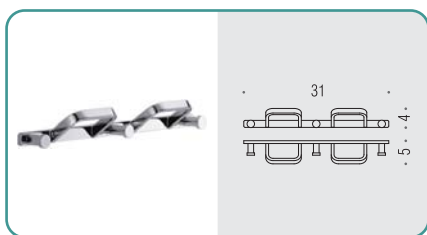
W4227 ○
Time



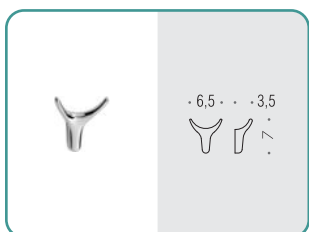
W4247 ○
Time



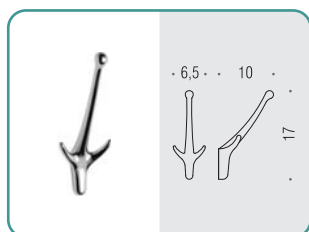
W4257 ○
Time




W4237 ○
Time



AM17 ○
Hook 1



AM27 ○
Hook 2



AR17 ● ●
GOLF

BLACK & WHITE

100% ECO-FRIENDLY


La linea in ecopelle comprende diversi articoli,
tutti di grande attualità ed eleganza,
disponibili nelle finiture bianco o nero.

*The ecoleather line includes various items,
all very topical and elegant,
available in white or black.*












BLACK & WHITE

Design: Colombo Design

100% eco-friendly

- Finitura: Bianco
Finish: White
- Finitura: Nero
Finish: Black



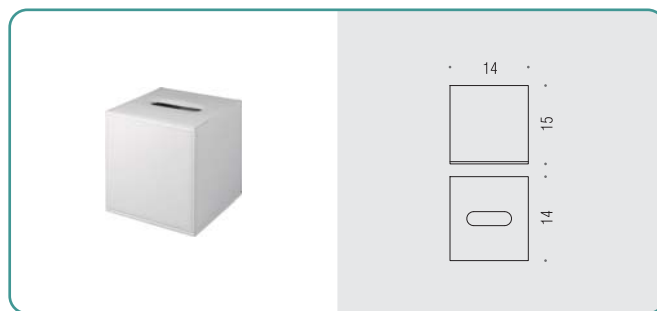
B9203 ○●

Porta fazzoletti

Struttura in MDF rivestita in ecopelle nelle colorazioni bianco e nero

Tissue dispenser

MDF structure covered in eco leather, available in white or black



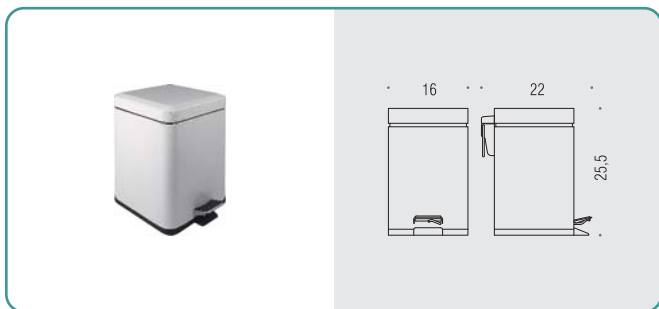
B9204 ○●

Porta fazzoletti

Struttura in MDF rivestita in ecopelle nelle colorazioni bianco e nero

Tissue dispenser

MDF structure covered in eco leather, available in white or black



B9210 ○●


Poubelle (L3)

Pattumiera in acciaio inox da litri 3 con sistema di chiusura ammortizzata.

Rivestimento esterno in ecopelle nelle colorazioni bianco e nero

Small pedal bin stainless steel, 3 liters with amortized closure.

External covering in eco leather available in white or black.



B9211 ○●

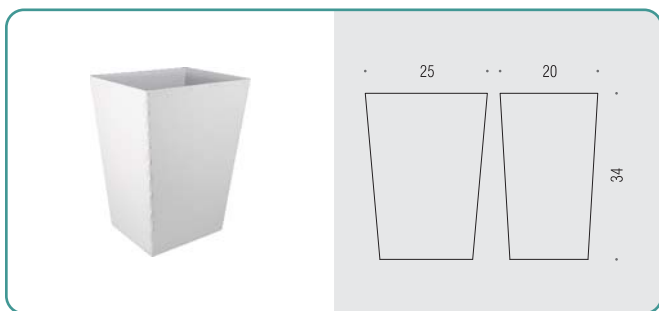
Poubelle (L6)

Pattumiera in acciaio inox da litri 6 con sistema di chiusura ammortizzata.

Rivestimento esterno in ecopelle nelle colorazioni bianco e nero

Small pedal bin, stainless steel, 6 liters with amortized closure.

External covering in eco leather available in white or black.



B9202 ○●

Cestino gettacarte

Struttura in MDF rivestita in ecopelle nelle colorazioni bianco e nero

Paper basket

MDF structure covered in eco leather, available in white or black



B9988 ○●

POKER Sgabello

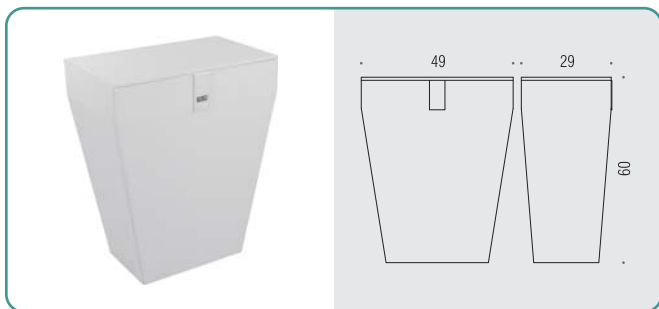
Seduta: resina termoplastica rivestita in ecopelle nelle colorazioni bianco e nero

Struttura: acciaio AISI 202 cromato

POKER Seat

Seat: thermoplastic resin covered in eco leather, available in white or black

Structure: AISI 202 chromed steel



B9201 ○●

Porta biancheria

Struttura: in MDF rivestita in ecopelle nelle colorazioni bianco e nero

Sacco contenitore in tessuto

Laundry basket

MDF structure covered in eco leather, available in white or black

Internal bag in fabric

COMPLEMENTI

COMPLEMENTS

COMPLEMENTI / ANGOLARI DOCCIA



Elementi di arredo costruiti per durare nel tempo all'interno di questo sempre più importante spazio di relax del bagno moderno: una qualità garantita ed un design unico e riconoscibile.

COMPLEMENTS / SHOWER BASKET CORNERS


Pieces of furniture built to last over time inside this increasingly important area of relaxation of the modern bathroom, a guaranteed quality and a unique and recognizable design.









Angolaring





















Questo sedile doccia è certificato secondo la normativa EN 1728:2000 con metodo di prova EN 12520:2010

Attenzione: Questo articolo è appositamente fornito senza tasselli di fissaggio. Il sistema di fissaggio da utilizzare deve essere sempre scelto in funzione della tipologia di muro o superficie sul quale è applicato il sedile, per garantire la massima sicurezza e stabilità dell'elemento.

This shower seat is certified according to EN 1728:2000 with test method EN 12520:2010

Warning: This article is specifically provided without dowels. The fastening system to be used must always be chosen depending on the type of wall or surface on which the seat is applied to ensure the maximum safety and stability of the element.



COMPLEMENTI

COMPLEMENTS



Materiale: Ottone / Cromall®
Material: Brass / Cromall®


Finitura: Cromo
Finish: Chrome

Finitura: HPS gold
Finish: HPS gold plated

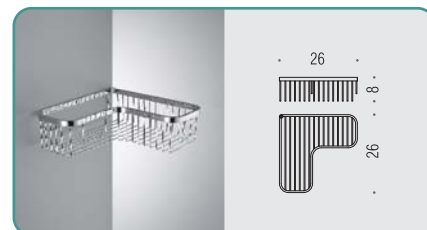
Complemento: Ceramica bianca
Complement: White ceramic



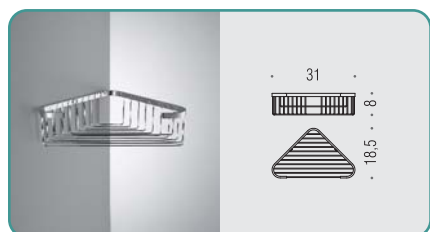
B9608
Angolare semplice
Single corner basket



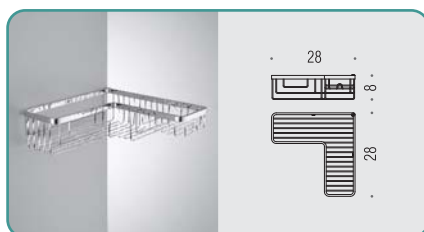
B9610
Angolare semplice
Single corner basket




B9611
Angolare semplice
Single corner basket



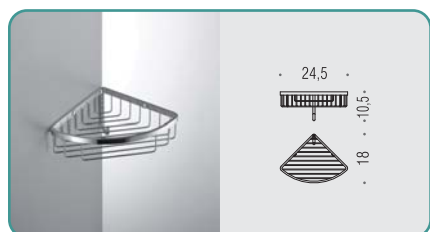
B9613
Angolare semplice
Single corner basket



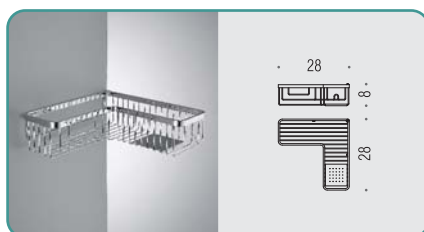
B9615
Angolare semplice
Single corner basket



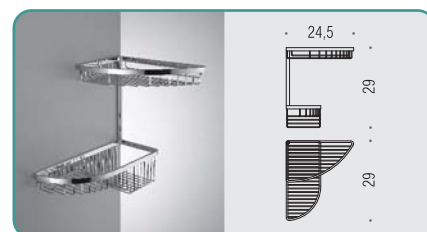
B9602
Angolare semplice con gancio
Single corner basket with hook



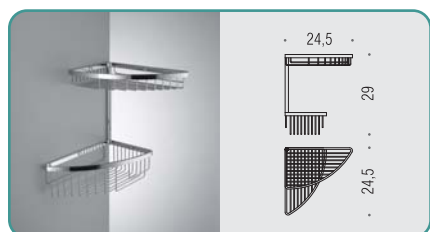
B9616
Angolare semplice con gancio
Single corner basket with hook



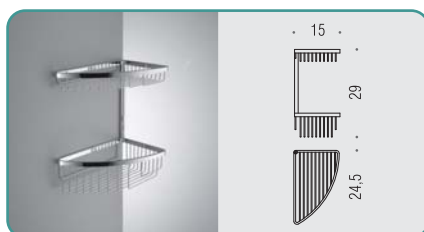
B9614
Angolare semplice con ripiano in inox
Single corner basket with stainless steel shelf



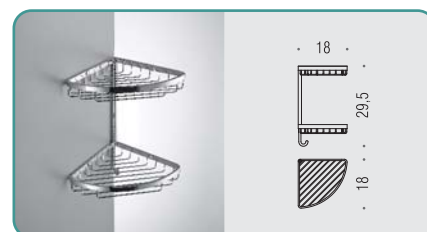
B9607
Angolare doppio
Double corner basket



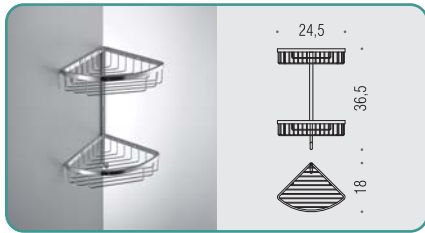
B9609
Angolare doppio
Double corner basket



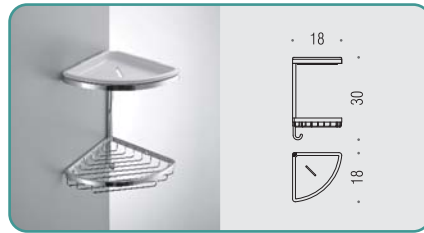
B9612
Angolare doppio
Double corner basket



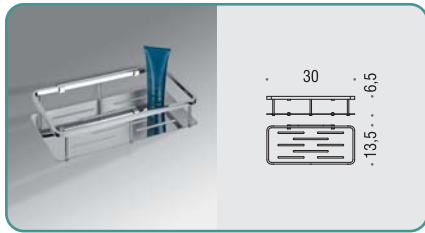
B9604
Angolare doppio con gancio
Double corner basket with hook




B9617 ○
Angolare doppio con gancio
 Double corner basket with hook



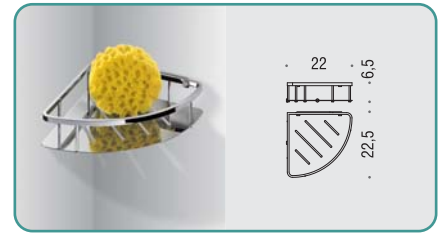
B9601 ○○
Angolare doppio con cestino, vaschetta in ceramica e gancio
 Double corner basket with ceramic bowl and hook



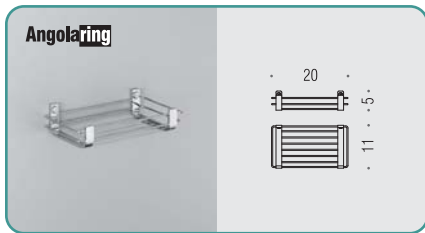
B9640 ○
Angolare sganciabile per box doccia
 Removable single corner basket for shower



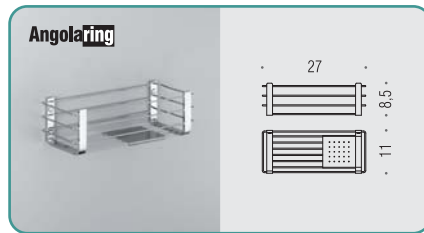
B9641 ○
Angolare sganciabile per box doccia
 Removable single corner basket for shower



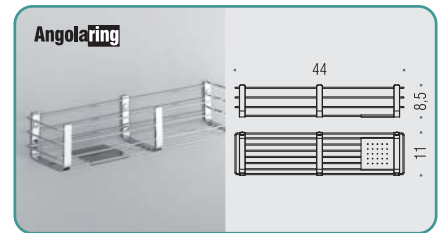
B9642 ○
Angolare sganciabile per box doccia
 Removable single corner basket for shower




B9631 ○
Porta oggetti da doccia e vasca
 Basket for shower and bath




B9632 ○
Porta oggetti da doccia e vasca con ripiano inox
 Basket for shower and bath with stainless steel shelf




B9633 ○
Porta oggetti da doccia e vasca con ripiano inox
 Basket for shower and bath with stainless steel shelf




B6232 ○ ●
Porta oggetti da doccia e vasca
 Basket for shower and bath



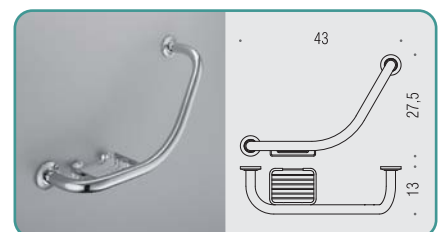
B6233 ○ ●
Porta oggetti da doccia e vasca
 Basket for shower and bath



B9720 ○
Maniglione da vasca
 Bath grab-bar
 conforme - it complies with
UNI 11064:2003



B9721 ○
Maniglione da vasca
 Bath grab-bar
 conforme - it complies with
UNI 11064:2003



B9722 ○
Amaniglione da vasca con porta sapone reversibile
 Bath grab-bar with reversible soap shelf
 conforme - it complies with
UNI 11064:2003

COMPLEMENTI



COMPLEMENTS

Materiale: Ottone / Cromall®
Material: Brass / Cromall®

○ Finitura: Cromo
Finish: Chrome

● Finitura: Nero
Finish: Black

● Verniciatura: Verde
Lacquered: Green

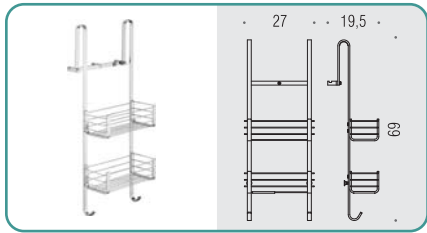
💡 Luce Calda
Hot Lights

○ Finitura: Bianco
Finish: White

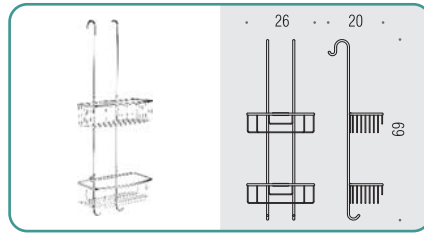
● Finitura: Grigio
Finish: Grey

● Verniciatura: Rosso
Lacquered: Red

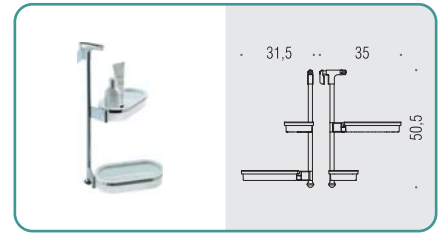
💡 Luce Naturale
Natural Light



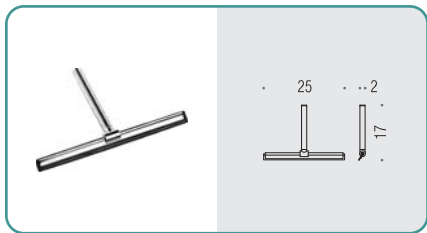
B9634 ○
"Cavalletto" porta oggetti universale per box doccia
Universal rack for shower-box




B9635 ○
"Cavalletto" porta oggetti universale per box doccia
Universal rack for shower-box



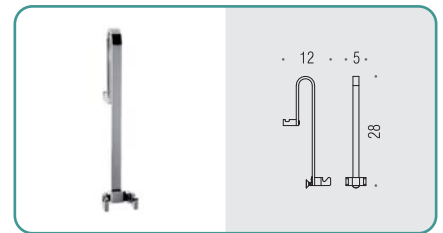
B9710 ○
Porta oggetti universale GIPSY per box doccia
GIPSY universal shelf for shower-box



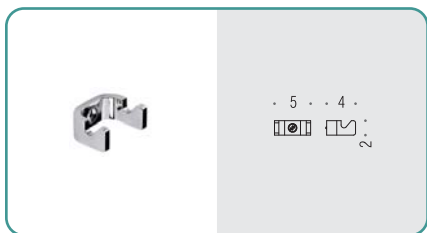
B9636 ○
Tergivetro "AQUACLEAN"
"AQUACLEAN" Glass wiper



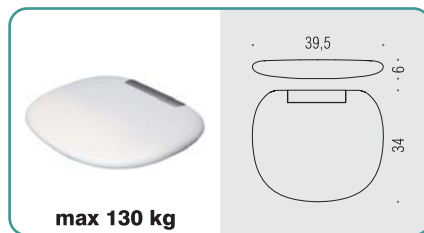
B9643 ○
Tergivetro
Glass wiper



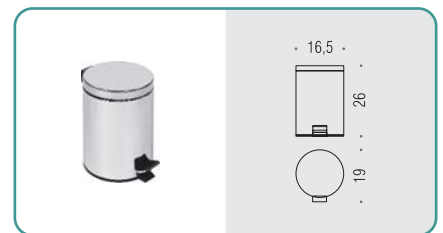
B9638 ○
Porta tergovetro "AQUACLEAN" da appendere
Hanger for "AQUACLEAN" glass wiper



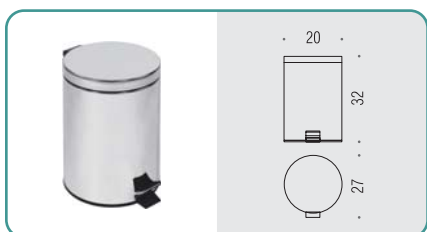
B9639 ○
Porta tergovetro "AQUACLEAN" a muro
Wall mounted hook for "AQUACLEAN" glass wiper



B9637 ○ ● ●
Sedile doccia ribaltabile in poliuretano integrale,
completo di staffa a muro in alluminio
Shower seat in polyurethane, complete with
wall aluminium bracket



B9962 ○
Poubelle in acciaio inox (L 3)
Small pedal bin, stainless steel



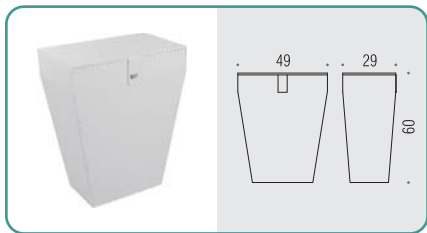
B9968 ○
Poubelle in acciaio inox (L 5)
Small pedal bin, stainless steel



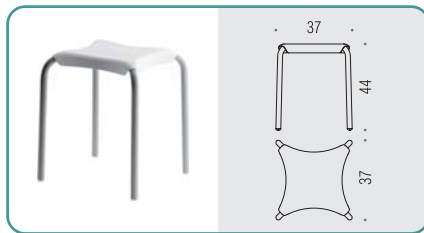
B9210 ○ ○ ●
Poubelle in acciaio inox (L 3) con sistema di chiusura
ammortizzata
Small pedal bin, stainless steel with amortized closure



B9211 ○ ○ ●
Poubelle in acciaio inox (L 6) con sistema di chiusura
ammortizzata
Small pedal bin, stainless steel with amortized closure



B9201
Porta biancheria. Struttura: in MDF rivestita in ecopelle nelle colorazioni bianco e nero. Sacco contenitore in tessuto
 Laundry basket. MDF structure covered in eco leather, available in white or black. Internal bag in fabric

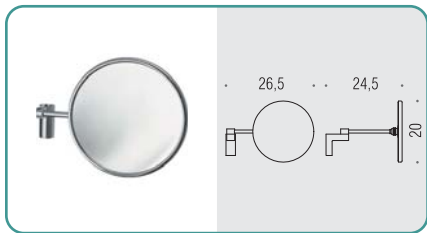


B9955
SIT Sgabello. Seduta: in ABS bianco. Struttura: in alluminio verniciato con polvere epossidica grigia
 SIT Seat. Seat: white ABS. Frame: grey epoxy powder coated aluminium

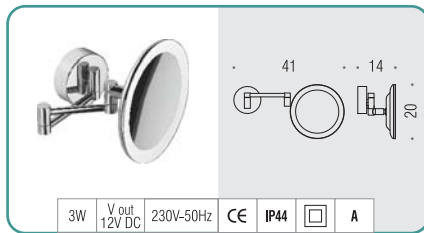


B9988
POKER Sgabello. Seduta: in resina termoplastica in vari colori oppure rivestita in ecopelle nelle colorazioni bianco e nero. Struttura: in acciaio AISI 202 cromato
 POKER Seat. Seat: thermoplastic resin in various colours or covered in eco leather, available in white or black. Frame: chrome plated AISI 202 steel

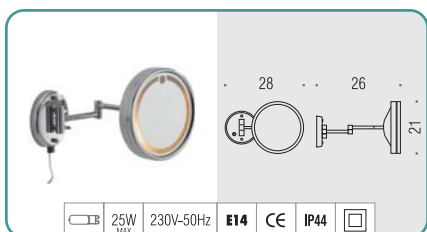
Lucidi Pevero Studio




B0125
Specchio ingranditore a muro (3x)
 Wall magnifying mirror (3 times)



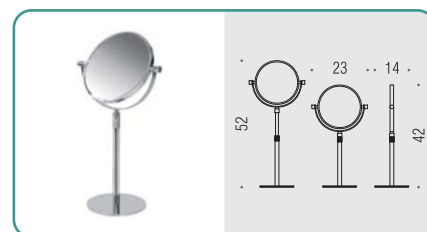
B9751
Specchio ingranditore (3x) a muro con luce a LED (220V) incorporata
 Wall magnifying mirror (3 times) complete with LED built-in light



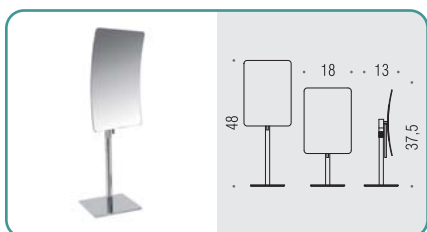
B9966
Specchio ingranditore (2x) a muro con luce incorporata (classe II)
 Wall magnifying mirror (2 times) complete with built-in light (class II)



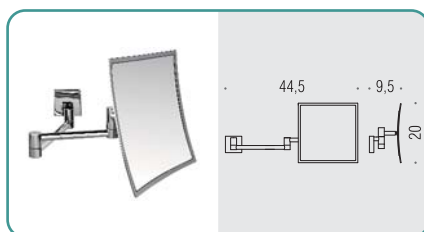
B9750
Specchio ingranditore (3x) da appoggio con luce a LED (220V) incorporata
 Standing magnifying mirror (3 times) with LED built-in light



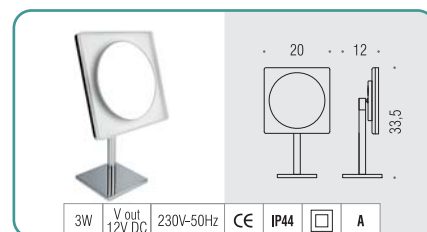
B9752
Specchio ingranditore (3x) d'appoggio regolabile in altezza
 Standing magnifying mirror (3 times), adjustable in height



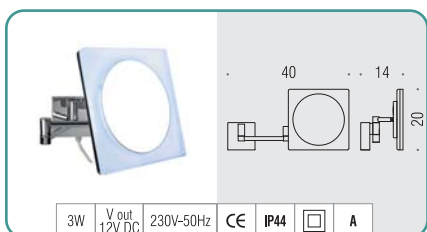
B9753
Specchio ingranditore (3x) d'appoggio regolabile in altezza
 Standing magnifying mirror (3 times), adjustable in height



B9754
Specchio ingranditore (3x) a muro
 Wall magnifying mirror (3 times)



B9755
Specchio ingranditore (3x) da appoggio con luce a LED incorporata
 Standing magnifying mirror (3 times) complete with LED built-in light



B9756
Specchio ingranditore (3x) a muro con luce a LED incorporata
 Wall magnifying mirror (3 times) complete with LED built-in light



CD112
Fermaporta
 Door stopper



CD412
Fermaporta
 Door stopper

OGGETTISTICA

FREE STANDING OBJECTS

Oggetti d'uso quotidiano curati nel design e sotto il profilo tecnico, che aiutano a rendere più funzionale ed accogliente l'ambiente dedicato al benessere, prestandosi molte volte ad essere inseriti anche in altri spazi domestici, per un'idea di habitat sempre più rispondente alle esigenze contemporanee.

Everyday objects kept in the design and the technical help to make it more functional and welcoming environment dedicated to the welfare, lending many times to be included in other domestic spaces, for an idea of habitat increasingly responsive to contemporary needs.















OGGETTISTICA

FREE STANDING OBJECTS



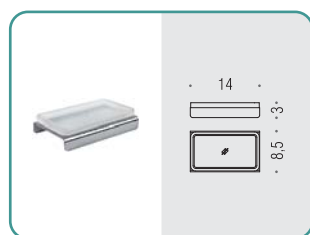
Materiale: Ottone / Cromall® / Acciaio Inox AISI 316 L
Material: Brass / Cromall® / AISI 316 L Inox stainless-steel

- Finitura: Cromo
Finish: Chrome
- Finitura: Satinata
Finish: Satin
- Finitura: HPS gold
Finish: HPS gold plated
- Finitura: Cromo/Oro
Finish: Chrome/Gold
- Complemento: Vetro acidato naturale
Complement: Natural acid glass
- Complemento: Ceramica bianca opaca
Complement: Matt white ceramic
- Complemento: Ceramica nera opaca
Complement: Matt black ceramics

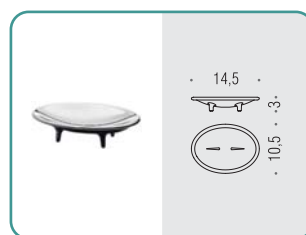
Porta sapone d'appoggio Standing soap dish holder



B2540
Alizé



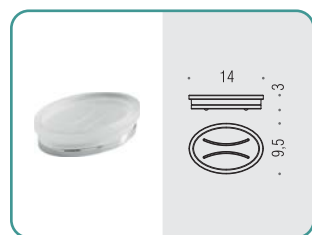
B2940
Forever



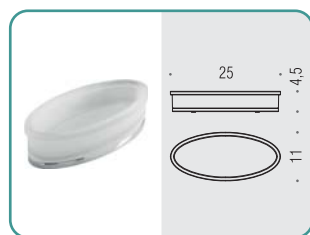
B1840
Khala



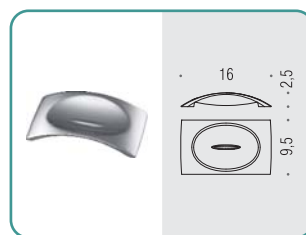
B2840
Land




B2842
Land



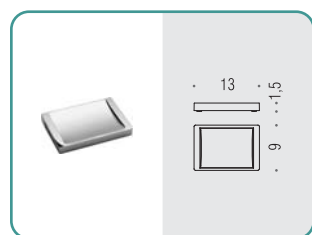
B2843
Land



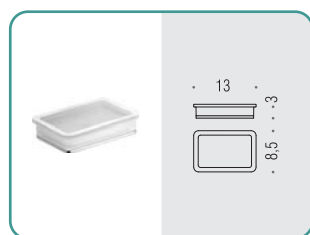
B2440
Link




B1640
Look



B1642
Look



B6240
Lulù



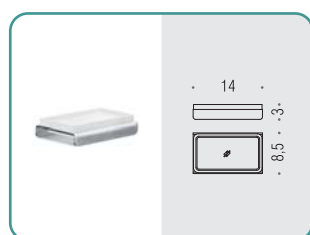
B6242
Lulù



B0140
Luna



B5240
Nordic



B7040
Over



W4940
Plus

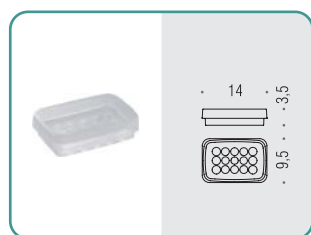


B3242
Portofino

Porta sapone d'appoggio
Standing soap dish holder



B3640 ●●
Positano

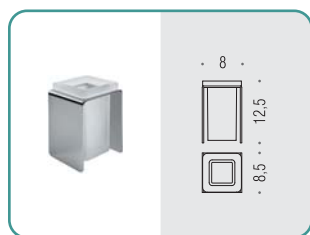


W4240 ●●
Time

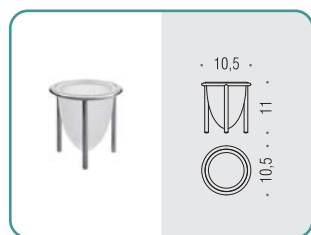
Porta bicchiere d'appoggio
Standing glass holder



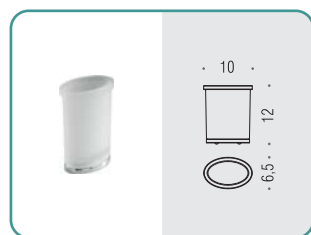
B2541 ●●●
Alizé



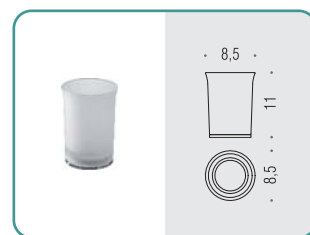
B2941 ●●●
Forever




B1841 ●●●
Khala




B2841 ●●●
Land



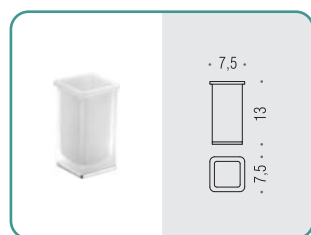
B2441 ●●●
Link



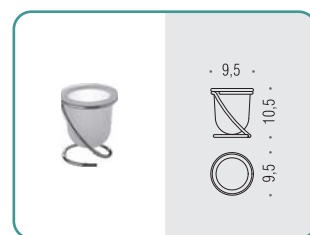
B1641 ●●●
Look




B1643 ●●●
Look




B6241 ●●●●
Lulù



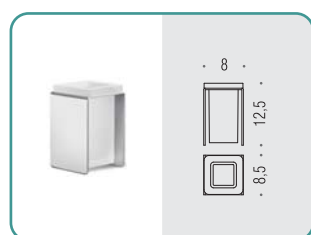
B0141 ●●●
Luna




B5241 ●●●
Nordic



B5241 ●●●●
Nordic



B7041 ●●●
Over



W4941 ●●●
Plus

OGGETTISTICA

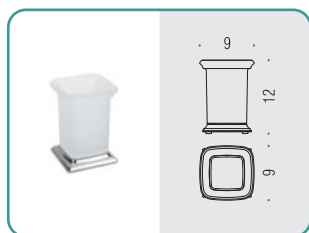
FREE STANDING OBJECTS



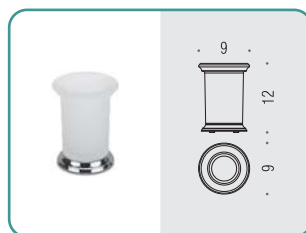
Materiale: Ottone / Cromall® / Acciaio Inox AISI 316 L
Material: Brass / Cromall® / AISI 316 L Inox stainless-steel

- Finitura: Cromo
Finish: Chrome
- Finitura: Satinata
Finish: Satin
- Finitura: HPS gold
Finish: HPS gold plated
- Finitura: Cromo/Oro
Finish: Chrome/Gold
- Complemento: Vetro acidato naturale
Complement: Natural acid glass
- Complemento: Ceramica bianca opaca
Complement: Matt white ceramic
- Complemento: Ceramica nera opaca
Complement: Matt black ceramic

Porta bicchiere d'appoggio Standing glass holder



B3241
Portofino



B3641
Positano

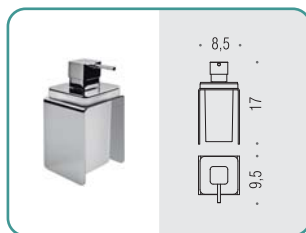


W4241
Time

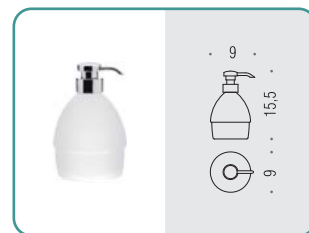
Spandisapone d'appoggio Standing soap dispenser



B9331
Alizé



B9334
Forever



B9304
Khala



B9319
Land




B9311
Link



B9317
Look



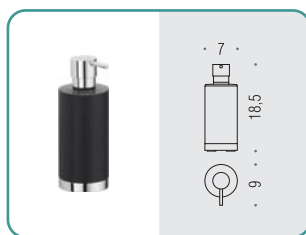
B9320
Look



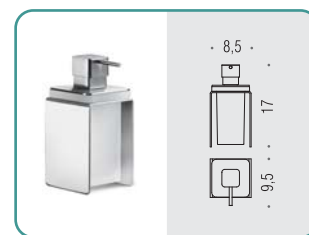
B9322
Lulu



B9305
Melò



B9324
Nordic



B9329
Over



W4980 ○
Plus




W4980 XL ○
Plus




B9326 ○ ○ ● ○
Portofino



B9327 ○ ○
Positano



W4281 ○
Time



**ILLUMINAZIONE
E SPECCHI**
L I G H T I N G S
A N D M I R R O R S

GALLERY

Design coordinator: Gianluigi Landoni

Riunire in una collezione complementi di illuminazione per esprimere contemporaneità di disegno ma soprattutto garanzia di sicurezza e funzionalità. Coerenza progettuale e stilistica, qualità ed eccellenza prerogative confermate nel programma Gallery.

Gathering a collection of functional lighting elements aiming to express contemporary design and a guarantee of safety. Its coherent style while projecting and an excellent quality are properties confirmed by the Gallery program.

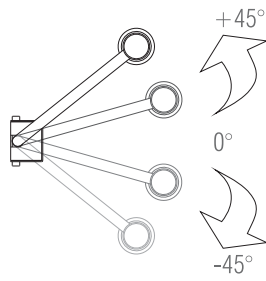














GALLERY

Design coordinator: Gianluigi Landoni



Materiale: Ottone / Alluminio / Acciaio Inox
 Material: Brass / Aluminium / Inox stainless-steel

Finitura: Cromo
 Finish: Chrome

Finitura: Acciaio Inox Super Mirror
 Finish: Super Mirror Stainless-steel

Luce Calda
 Hot Lights

Complemento: Vetro acidato naturale
 Complement: Natural acid glass

Complemento: Metacrilato
 Complement: Metacrylate

Luce Naturale
 Natural Light




B1320
 Lampada a parete
 Wall lamp

	33W MAX	230V	G9	CE	IP44	
--	------------	------	-----------	----	------	--



B1322
 Lampada a parete
 Wall lamp

	33W MAX	230V	G9	CE	IP44	
--	------------	------	-----------	----	------	--



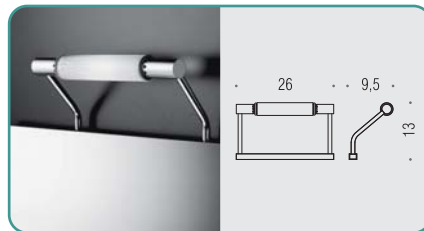
B1330
 Lampada per specchio
 Mirror lamp

	33W MAX	230V	G9	CE	IP44	
--	------------	------	-----------	----	------	--



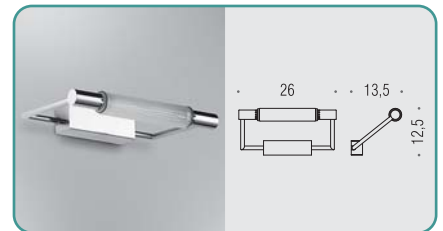
B1332
 Lampada per specchio
 Mirror lamp

	33W MAX	230V	G9	CE	IP44	
--	------------	------	-----------	----	------	--



B1390
 Lampada per telaio specchio
 Mirror frame lamp

	118mm	120W MAX	230V	R7s	CE	IP20		
--	-------	-------------	------	------------	----	------	--	--



B1391
 Lampada a parete e/o soffitto
 Wall and/or ceiling lamp

	118mm	120W MAX	230V	R7s	CE	IP20		
--	-------	-------------	------	------------	----	------	--	--



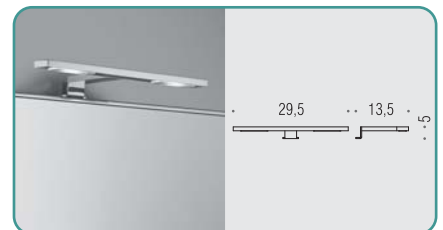
B1392
 Lampada a parete e/o soffitto
 Wall and/or ceiling lamp

	78mm	120W MAX	230V	R7s	CE	IP20	
--	------	-------------	------	------------	----	------	--



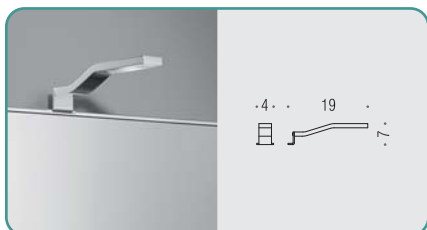
B1393
 Lampada a parete
 Wall lamp

	118mm	120W MAX	230V	R7s	CE	IP20	
--	-------	-------------	------	------------	----	------	--




B1460
 Lampada con luce a LED
 LED lamp

	2,3W	230V-50Hz	350mA costante	CE	IP54		A
--	------	-----------	-------------------	----	------	--	---



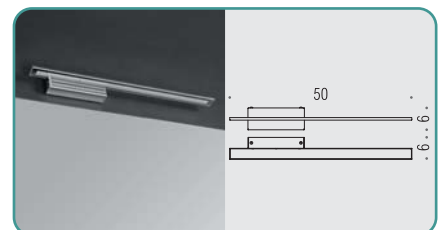
B1461
 Lampada con luce a LED
 LED lamp

	1,7W	230V-50Hz	700mA costante	CE	IP54		A
--	------	-----------	-------------------	----	------	--	---



B1462
 Lampada per telaio specchio con luce a LED
 LED lamp suitable for mirror frame


7,2W	V out 12V DC	230V-50Hz	CE	IP44		A
------	-----------------	-----------	----	------	--	---

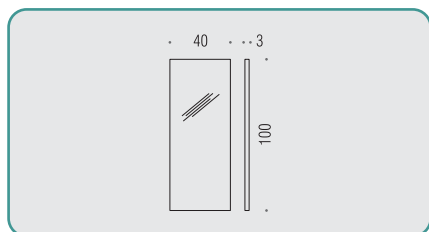


B1463
 Lampada a parete con luce a LED
 LED wall lamp

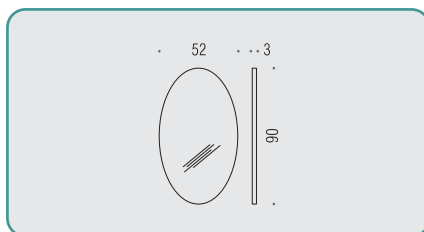
6,48W	V out 12V DC	230V-50Hz	CE	IP44		A
-------	-----------------	-----------	----	------	--	---



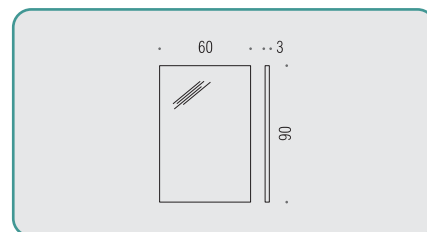
 Ogni specchio può essere montato orizzontale o verticale - spessore vetro 5 mm
Every mirror can be installed both horizontally and/or vertically - glass thickness 5 mm.



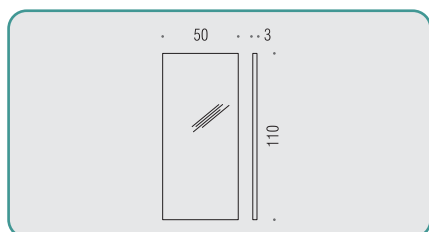
B2006
Specchio completo di presa ed interruttore
Mirror with socket and switch



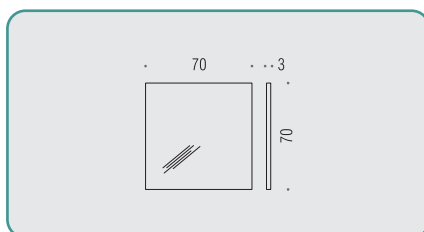
B2007
Specchio completo di presa ed interruttore
Mirror with socket and switch



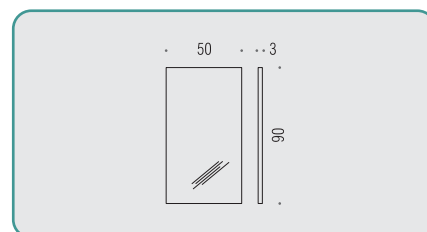
B2008
Specchio completo di presa ed interruttore
Mirror with socket and switch



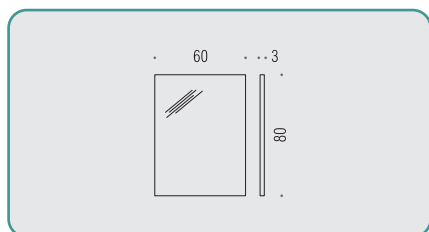
B2009
Specchio completo di presa ed interruttore
Mirror with socket and switch



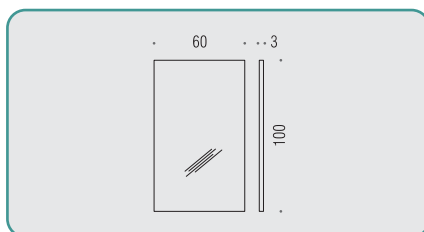
B2010
Specchio completo di presa ed interruttore
Mirror with socket and switch



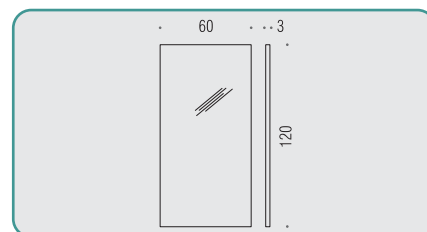
B2011
Specchio completo di presa ed interruttore
Mirror with socket and switch



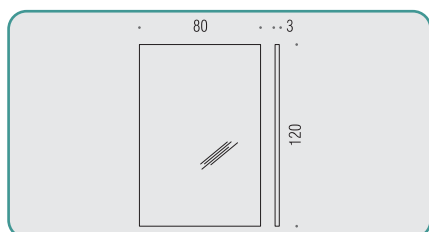
B2012
Specchio completo di presa ed interruttore
Mirror with socket and switch



B2013
Specchio completo di presa ed interruttore
Mirror with socket and switch




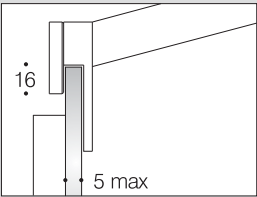

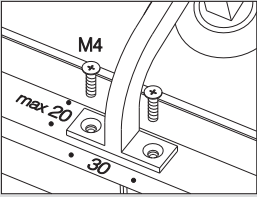



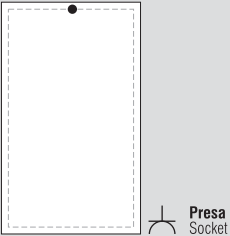

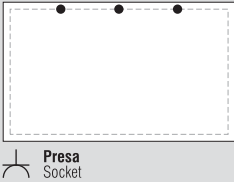
B2014
Specchio completo di presa ed interruttore
Mirror with socket and switch




B2015
Specchio completo di presa ed interruttore
Mirror with socket and switch









GALLERY

Design coordinator: Gianluigi Landoni















DATI TECNICI E SIMBOLI	TECHNICAL DATA AND SYMBOLS	
tipologia . typology	esploso . detail	descrizione . description
 <p>Lampada per specchio Mirror lamp</p>		<p>Le lampade per specchio possono essere applicate anche a specchi diversi da quelli di Colombo Design, purchè i telai siano conformi alle dimensioni indicate Mirror lamps may be installed on foreign mirrors whose frames comply with indicated dimensions</p>
 <p>Lampada per telaio specchio Mirror frame lamp</p>		
 <p>Specchio quadrato Square mirror</p>		<p>Ogni specchio può essere montato orizzontale o verticale Every mirror can be installed both horizontally and/or vertically</p>
 <p>Specchio rettangolare verticale Rectangular vertical mirror</p>		
 <p>Specchio rettangolare orizzontale Rectangular horizontal mirror</p>		

 Gli specchi Gallery hanno la predisposizione elettrica mediante cablaggio applicato al telaio
Gallery mirrors are delivered complete with an on frame-wiring for electrical connections

DATI TECNICI E SIMBOLI
TECHNICAL DATA AND SYMBOLS

	Apparecchio di Classe I con morsetto o terminale a terra Appliance Class I with earth terminal block
	Apparecchio di Classe II . Appliance Class II
	Apparecchio di Classe III . Appliance Class III
A	Classe di efficienza . Efficiency class
	Apparecchio idoneo al montaggio diretto solo su superfici non combustibili Appliance suitable to be mounted only on non flammable surfaces
IP44	Protezione da corpi solidi (fili e nastri con diametro e lunghezze superiori a 1mm) e protezione contro gli spruzzi d'acqua Protection against medium foreign particles (wires and strips with diameter and length larger than 1mm) and against water spray
IP20	Apparecchio adatto solo all'uso in interni . Appliance suitable only for internal use
CE	Attesta la conformità del prodotto alle disposizioni delle direttive comunitarie It certifies the conformity of the product with European Community regulations
	Lampada a parete . Wall lamp
	Lampada per specchio . Mirror lamp
	Lampada per telaio specchio . Mirror frame lamp
	Lampada da parete e/o soffitto . Wall and/or ceiling lamp

FONTI LUMINOSE
LIGHT SOURCES


		tipologia . typology	potenza W rating	vollaggio V voltage	attacco . socket	alimentatore W/V power supply
		HAL	33W MAX	230	G9	
		HAL 118 mm	120W MAX	230	R7s	
		HAL 78 mm	80W MAX	230	R7s	
		BASSO CONSUMO LOW COST LAMP CFL	23W MAX	230	E27	
		BASSO CONSUMO ED IMPATTO AMBIENTALE LOW COST LAMP AND LOW ENVIRONMENTAL POLLUTION LED	3W MAX		LED	6W I out DC 350mA costante CLII - IP44 - 230V - 50Hz
		LED	7W MAX		LED	12W I out DC 700mA costante CLII - IP44 - 230V - 50Hz
		LED	6,48W MAX 7,2W MAX 11,52W MAX		LED	12W V out 12V DC CLII - IP44 - 230V - 50Hz



 Una lampada LED da 7W corrisponde, come luminosità, ad una lampada alogena da 40W
A 7W LED lamp luminosity correspond to a 40W halogen lamp

FASHION MIRRORS


Specchi nati per dare vita ad un ambiente bagno esclusivo,
che unisce praticità e piacere, in modo del tutto naturale e fluido.
Le più avanzate soluzioni tecnologiche si abbinano al lusso elegante e sofisticato,
trasformando l'ambiente bagno in un luogo
quasi sacro che stimola i cinque sensi.

Mirrors born to give life to an exclusive bathroom,
combining convenience and pleasure, in a completely natural and fluid way.
The most cutting - edge technological solutions combining with stylish and
sophisticated luxury, making the bathroom an almost sacred place
stimulating the five senses.











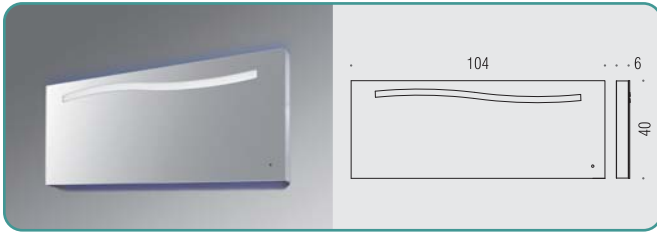
FASHION MIRRORS

i Ogni specchio non comprensivo di presa ed interruttore
Mirror without socket and switch

i La durata della lampada LED in condizione di normale utilizzo è di minimo 10.000 ore.
Attenzione: gli elementi illuminanti non possono essere sostituiti in caso di rottura o malfunzionamento.
LED lamp life under normal usage is minimum 10.000 hours.
Pay attention: in case of malfunction of the lighting strip, strip elements cannot be replaced

 Luce Calda
Hot Lights

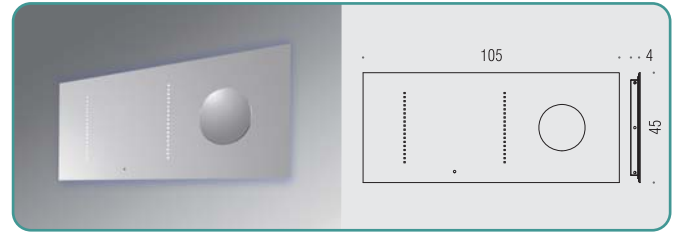
 Luce Naturale
Natural Light



B2062

Specchio a filo lucido con decoro «onda», completo di lampada con luci a led
Wall mirror, polished edge with wave decoration complete with led lamp


LED blu 14,4W + LED bianco 12,96W (tot 27,36W)	12Vdc	230V-50Hz	CE	IP44	
--	-------	-----------	----	------	---



B2063



Specchio a filo lucido con ingranditore (3x) e dispositivo anti-appannamento, completo di lampada con luci a led
Wall mirror, polished edge with magnifier (3 times) and anti-fog device complete with led lamp

LED blu 20,16W + LED bianco 8,64W (tot 28,80W)	12Vdc	230V-50Hz	CE	IP44	
--	-------	-----------	----	------	---



B2060



Specchio con cornice in acciaio inox supermirror 6 mm completo di lampada con luci a led
Wall mirror, 6 mm, in stainless-steel supermirror frame with led lamp

	2,3W	230V-50Hz	350mA costante	CE	IP44	
---	------	-----------	----------------	----	------	---



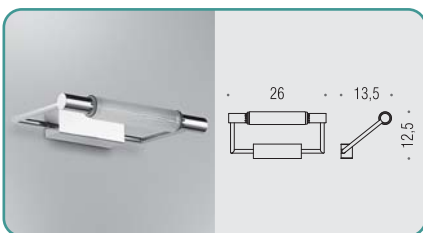
B2061

Specchio con cornice in acciaio inox supermirror 6 mm completo di lampada con luci a led
Wall mirror, 6 mm, in stainless-steel supermirror frame with led lamp

	1,7W	230V-50Hz	700mA costante	CE	IP44	
---	------	-----------	----------------	----	------	---



Materiale: Ottone / Alluminio / Acciaio Inox
Material: Brass / Aluminium / Inox stainless-steel



B1391

Lampada a parete e/o soffitto
Wall and/or ceiling lamp

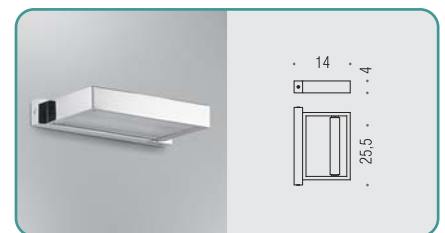
	118mm	120W MAX	230V	R7s	CE	IP20	
---	-------	----------	------	-----	----	------	---



B1392

Lampada a parete e/o soffitto
Wall and/or ceiling lamp

	78mm	120W MAX	230V	R7s	CE	IP20	
---	------	----------	------	-----	----	------	---



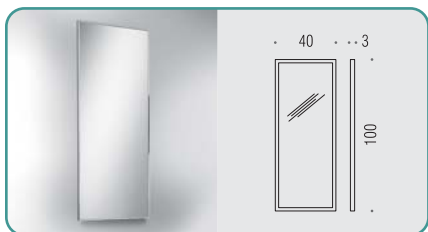
B1393

Lampada a parete
Wall lamp

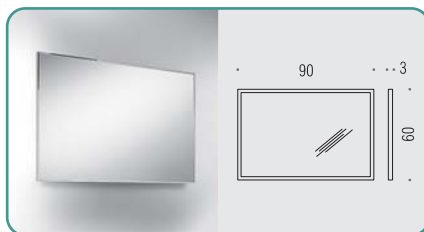
	118mm	120W MAX	230V	R7s	CE	IP20	
---	-------	----------	------	-----	----	------	---

i Ogni specchio può essere montato orizzontale o verticale
Every mirror can be installed both horizontally and/or vertically


i Ogni specchio non comprensivo di presa ed interruttore
Mirror without socket and switch



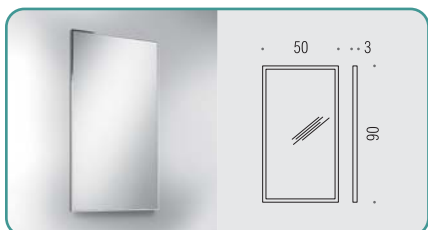
B2040
Specchio con cornice
in acciaio inox supermirror 6mm
Wall mirror, 6 mm.
stainless-steel supermirror frame




B2041
Specchio con cornice
in acciaio inox supermirror 6mm
Wall mirror, 6 mm.
stainless-steel supermirror frame



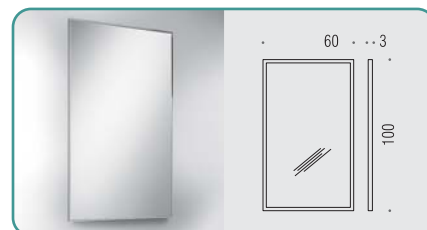
B2042
Specchio con cornice
in acciaio inox supermirror 6mm
Wall mirror, 6 mm.
stainless-steel supermirror frame



B2043
Specchio con cornice
in acciaio inox supermirror 6mm
Wall mirror, 6 mm.
stainless-steel supermirror frame



B2044
Specchio con cornice
in acciaio inox supermirror 6mm
Wall mirror, 6 mm.
stainless-steel supermirror frame



B2045
Specchio con cornice
in acciaio inox supermirror 6mm
Wall mirror, 6 mm.
stainless-steel supermirror frame




Finitura: Cromo
Finish: Chrome

Finitura: Acciaio Inox Super Mirror
Finish: Super Mirror Stainless-steel

Complemento: Vetro acidato naturale
Complement: Natural acid glass

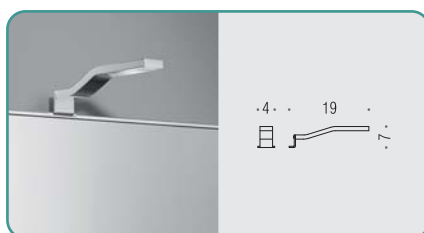
Complemento: Metacrilato
Complement: Metacrylate



B1460
Lampada con luce a LED
LED lamp




	2,3W	230V-50Hz	350mA costante	CE	IP54	
--	------	-----------	----------------	----	------	--



B1461
Lampada con luce a LED
LED lamp



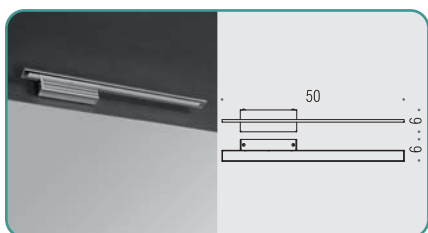
	1,7W	230V-50Hz	700mA costante	CE	IP54	
--	------	-----------	----------------	----	------	--



B1462
Lampada per telaio specchio con luce a LED
LED lamp suitable for mirror frame



7,2W	V _{out} 12V DC	230V-50Hz	CE	IP44		A
------	-------------------------	-----------	----	------	--	---



B1463
Lampada a parete con luce a LED
LED wall lamp



6,48W	V _{out} 12V DC	230V-50Hz	CE	IP44		A
-------	-------------------------	-----------	----	------	--	---



CONTRACT-COMUNITÀ
CONTRACT-COMUNITY

CONTRACT-COMUNITÁ

CONTRACT-COMUNITY

Prodotti selezionati con particolare attenzione alla qualità ed alla funzionalità sono le predominanti in oggetti dedicati ad ambienti bagno di Hotel e Comunità; queste le peculiarità delle proposte "Contract-comunità".

*The quality of careful functional selected products are the predominant features of the objects designed for Hotel's and Communities' bathrooms.
These are the peculiar aspects of our proposals "Contract-comunità".*



references

2002

Transit Hotel I & II, Abu Dhabi International Airport, Abu Dhabi, Arab Emirates

2003

Marriott Hotel, St. Kitts, Caribbean Islands

Park Hyatt, Chigaco, USA - **Westin Hotel**, St. Louis, USA

Grand Hotel Miramare, Venice, Italy

2004

Hotel Cenobio dei Dogi, Camogli, Italy

Hotel Grandopera, Kiev, Ukraine

Hotel Beograd, Moscow, Russia

First Gulf Bank H.Q., Abu Dhabi, Arab Emirates

2005

Callisto Condominiums, Vancouver, Canada

Palace Hotel, Dubrovnik, Croatia

Bar Al Jessha, Muscat, Sultanate of Oman

Abu Dhabi Tourism Authority, Abu Dhabi, Arab Emirates

National Bank Of Abu Dhabi, Abu Dhabi, Arab Emirates

2006

Palm Island, Dubai, Arab Emirates

Durrat Al Bahrain Resort, Manama, Bahrain

Cyprus House of Representatives (Parliament), Nicosia, Cyprus

Gulf Library, Abu Dhabi, Arab Emirates

2007

Al Bustan Hotel, Muscat, Sultanate of Oman

Fairmont Hotel, Dubai, Arab Emirates

Le Royal Meridien (Back & Front of the House), Abu Dhabi, Arab Emirates

Abu Dhabi Commercial Bank New Offices in ADTC, Abu Dhabi, Arab Emirates

2008

Brillia Mare, Ariake, Japan

Park Tower, Yokohama Portside, Japan

The Fatmawati Golf Mansion, Jakarta, Indonesia

Kirra Wave Apartments, Queensland, Australia

Beaconsfield Parade Apartments, Victoria, Australia

Palm Jumeirah Marina Apts., Abu Dhabi, Arab Emirates

2009

Kirra Pearl Apartments, Queensland, Australia

Hotel Ukraine, Moscow, Russia

Cullinan Towers, Hong Kong

Celestial Height, Hong Kong

La Mer, Hong Kong

2010

Royal Atlantica Hotel, Rhodes, Greece

Roden House Project, Seoul, Korea

Tallink Group AS, Tallinn, Estonia

Jade Ocean Condo, Miami, USA

Trump Tower Hotel/Condo, Toronto, Canada

2011

Under the Stars Hotel, Boracay Island, Filippine

South Beach Condos, Toronto, Canada

Ritz Carlton Hotel/Condo, Toronto, Canada

Shangri - La Hotel/Condo, Toronto, Canada

Galaxy Resort Macau, Hong Kong

Royal Garden Hotel, Hong Kong

Ministry of Tourism, Muscat, Oman

Armani Cafè, Downtown Burj Khalifa, Dubai, Arab Emirates

2012

St. George Wharf Tower, London, UK

Kyungdong jade, Haeundae, Korea

Eko Tower, Lagos, Nigeria

Hotel Splendido, Portofino, Italy

2013

Ritz Carlton Hotel, Moscow, Russia

JW Marriott Hotel, Seoul, South Korea

Shangri-La Hotel, Ulaanbaatar, Mongolia

Concorde Adex, Toronto, Canada

City Life, Milan, Italy

Hotel Gallia, Milan, Italy









Colombo Design propone un angolare universale con doppio contenitore. Può essere montato sul profilo portante (a muro) di gran parte dei box doccia (scorrevoli a 2 o 3 lati, semitondi, porte) e sulle pareti in cristallo di box e sopravasca privi di telaio. L'estensibilità da 5 a 50 mm del morsetto di fissaggio dell'angolare al box consente l'universalità dell'utilizzo e la facile installazione con una semplice operazione manuale. Nessun foro a muro, facilità di manutenzione e pulizia, estrema praticità di utilizzo anche in spazi limitati.

Colombo Design introduces a practical double corner shower basket which fits most types of shower enclosures. An extendible clamp (5-50mm) is fixed either to the enclosure profile, or onto the glass of frameless enclosures, in a simple operation without the need for drilling. This allows easy installation, even in restricted spaces, and simple removal for cleaning.















Smart




CONTRACT-COMUNITÀ



CONTRACT-COMUNITY

Materiale: Ottone / Cromall® / Acciaio Inox
Material: Brass / Cromall® / Inox stainless-steel

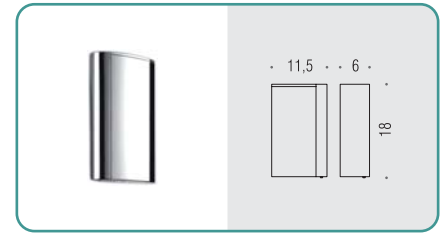
- Finitura: Cromo
Finish: Chrome
- Finitura: Inox Lucido
Finish: Polished Stainless steel
- Complemento: ABS
Finish: ABS
- Verniciatura: Bianco
Lacquered: White



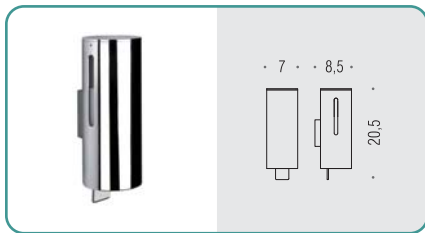
B9990
Spandisapone in acciaio inox (L 0,8)
Soap dispenser, stainless steel




B9991
Spandisapone in acciaio inox (L 1,2)
Soap dispenser, stainless steel



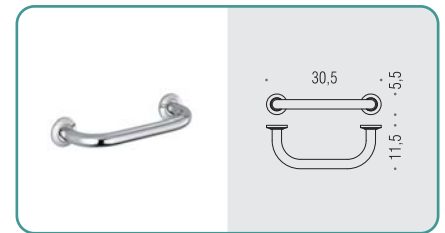
B9985
Spandisapone PULL (L 0,4)
Soap dispenser




B9986
Spandisapone (L 0,25)
Soap dispenser



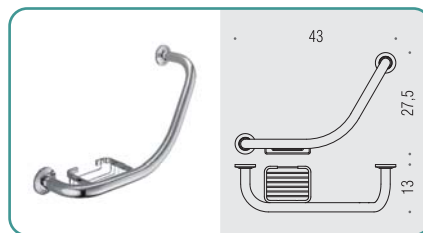
B9989
Spandisapone da incasso (L 0,35)
Built in soap dispenser



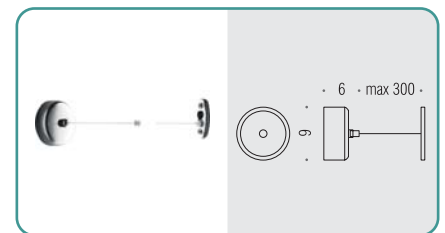
B9720
Maniglione da vasca
Bath grab-bar
conforme - it complies with
UNI 11064:2003



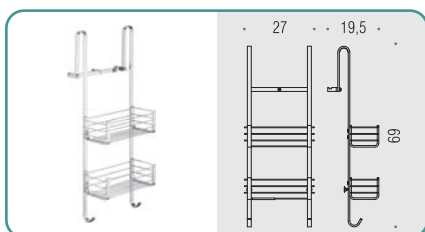
B9721
Maniglione da vasca
Bath grab-bar
conforme - it complies with
UNI 11064:2003



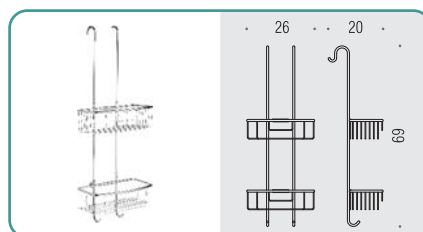
B9722
Amaniglione da vasca con porta sapone reversibile
Bath grab-bar with reversible soap shelf
conforme - it complies with
UNI 11064:2003



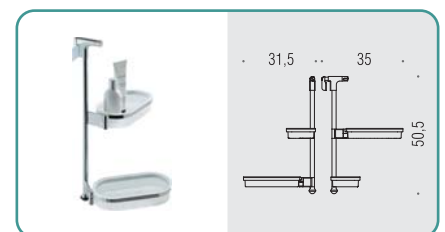
B9965
Filo stendibiancheria riavvolgibile in acciaio inox
Stainless steel retractable cloth line



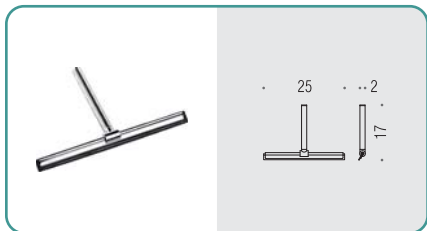
B9634
"Cavalletto" porta oggetti universale per box doccia
Universal rack for shower-box




B9635
"Cavalletto" porta oggetti universale per box doccia
Universal rack for shower-box



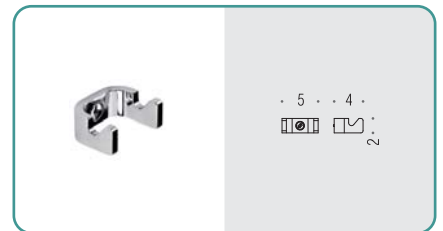
B9710
Porta oggetti universale GIPSY per box doccia
GIPSY universal shelf for shower-box




B9636 ●
Tergivetro "AQUACLEAN"
"AQUACLEAN" Glass wiper




B9638 ●
Porta tergovetro "AQUACLEAN" da appendere
Hanger for "AQUACLEAN" glass wiper




B9639 ●
Porta tergovetro "AQUACLEAN" a muro
Wall mounted hook for "AQUACLEAN" glass wiper



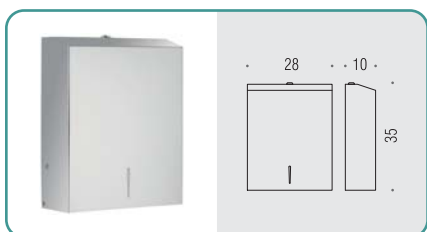
B9961 ●●
Porta Kleenex in ABS cromato
ABS tissue dispenser




B9982 ●●
Porta sacchetti igienici in ABS cromato
ABS dispenser for sanitary bags




B9996 ●●
Porta Kleenex quadrato in ABS cromato
ABS square tissue dispenser




B9960N ●
Distributore di salviette di carta con
serratura di sicurezza - acciaio inox
Stainless steel tissue dispenser with safety lock



B9983N ●
Distributore per rotoli di carta igienica con
serratura di sicurezza - acciaio inox
Stainless steel rollpaper dispenser with safety lock



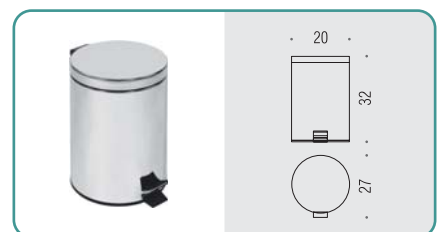
B9964 ●
Cestino gettacarte - acciaio inox
Stainless steel paper basket



B9969 ●●
Cestino gettacarte in ABS
ABS paper basket



B9962 ●
Poubelle in acciaio inox (L 3)
Small pedal bin, stainless steel



B9668 ●
Poubelle in acciaio inox (L 5)
Small pedal bin, stainless steel



CONTRACT-COMUNITÀ



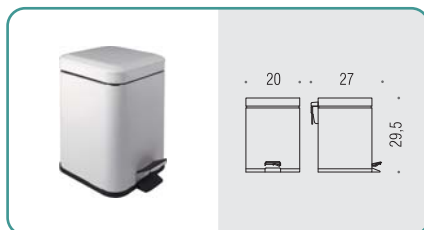
CONTRACT-COMUNITY

Materiale: Ottone / Cromall®
Material: Brass / Cromall®

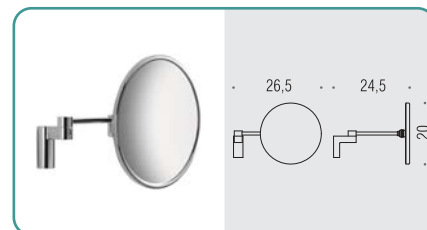
- Finitura: Cromo
Finish: Chrome
- Finitura: Nero
Finish: Black
- Verniciatura: Verde
Lacquered: Green
- Luce Calda
Hot Lights
- Finitura: Bianco
Finish: White
- Finitura: Grigio
Finish: Grey
- Verniciatura: Rosso
Lacquered: Red
- Luce Naturale
Natural Light
- Finitura: Inox Lucido
Finish: Polished Stainless steel
- Complemento: ABS
Complements: ABS



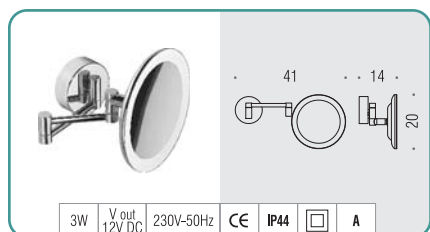
B9210
Poubelle in acciaio inox (L 3) con sistema di chiusura ammortizzata
Small pedal bin, stainless steel with amortized closure



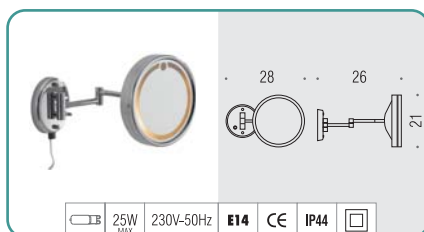
B9211
Poubelle in acciaio inox (L 6) con sistema di chiusura ammortizzata
Small pedal bin, stainless steel with amortized closure



B0125
Specchio ingranditore a muro (3x)
Wall magnifying mirror (3 times)



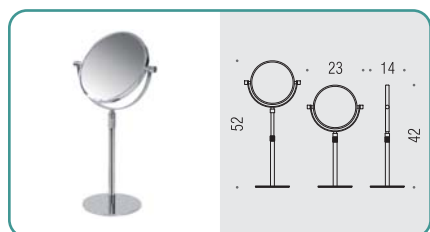
B9751
Specchio ingranditore (3x) a muro con luce a LED (220V) incorporata
Wall magnifying mirror (3 times) complete with LED built-in light



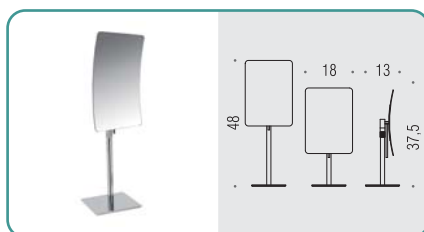
B9966
Specchio ingranditore (2x) a muro con luce incorporata (classe II)
Wall magnifying mirror (2 times) complete with built-in light (class II)



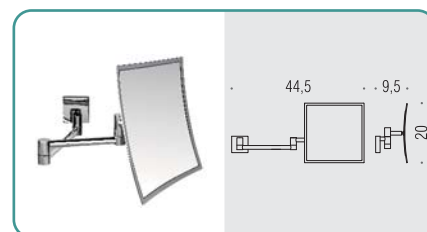
B9750
Specchio ingranditore (3x) da appoggio con luce a LED (220V) incorporata
Standing magnifying mirror (3 times) with LED built-in light



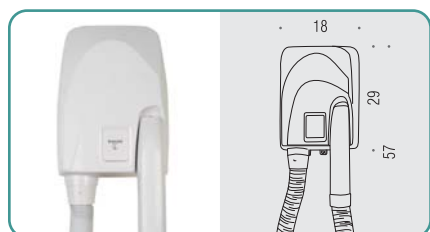
B9752
Specchio ingranditore (3x) d'appoggio regolabile in altezza
Standing magnifying mirror (3 times), adjustable in height



B9753
Specchio ingranditore (3x) d'appoggio regolabile in altezza
Standing magnifying mirror (3 times), adjustable in height

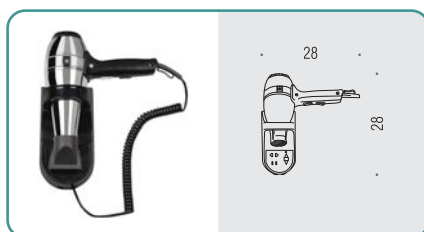


B9754
Specchio ingranditore (3x) a muro
Wall magnifying mirror (3 times)



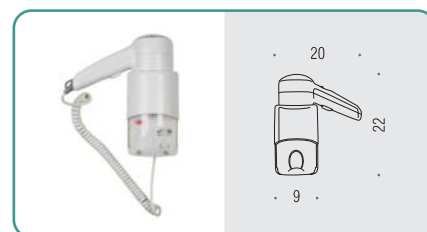
B9993
Asciugacapelli da parete con presa universale per rasoio 110/220V
Automatic wall hair dryer with universal shaver socket 110/220V

1000W	220-240V	50Hz		IPX1
-------	----------	------	--	------



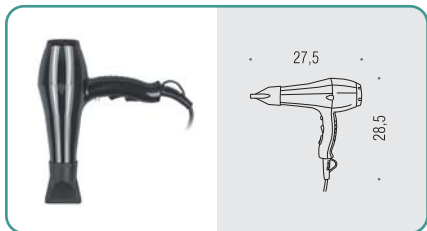
B9994
Asciugacapelli da parete con presa universale per rasoio 110/220V
Automatic wall hair dryer with universal shaver socket 110/220V

1300W	220-240V	50-60Hz		IPX0
-------	----------	---------	--	------



B9995
Asciugacapelli da parete con presa universale per rasoio 110/220V
Automatic wall hair dryer with universal shaver socket 110/220V

1200W	220-240V	50-60Hz		IPX0
-------	----------	---------	--	------

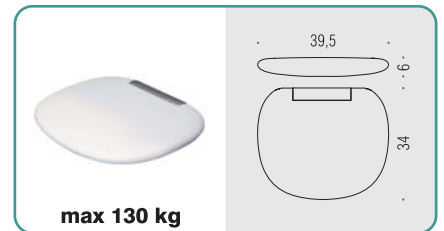


B9998 **CE** **VAMA**
Asciugacapelli FIT
 FIT hair dryer

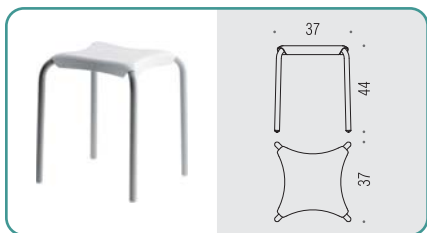
1000W	220-240V	50-60Hz	<input checked="" type="checkbox"/>	IPX0
-------	----------	---------	-------------------------------------	------



B9999
Supporto a muro ad anello per FIT
 Wall mounted ring for FIT hair dryer



B9637
Sedile doccia ribaltabile in poliuretano integrale, completo di staffa a muro in alluminio
 Shower seat in polyurethane, complete with wall aluminium bracket

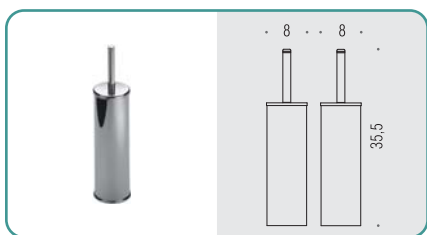


B9955
SIT Sgabello. Seduta: in ABS bianco. Struttura: in alluminio verniciato con polvere epossidica grigia
 SIT Seat. Seat: white ABS. Frame: grey epoxy powder coated aluminium

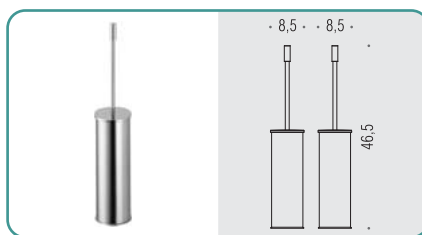


B9988
POKER Sgabello. Seduta: in resina termoplastica in vari colori oppure rivestita in ecopelle nelle colorazioni bianco e nero. Struttura: in acciaio AISI 202 cromato
 POKER Seat. Seat: thermoplastic resin in various colours or covered in eco leather, available in white or black. Frame: chrome plated AISI 202 steel

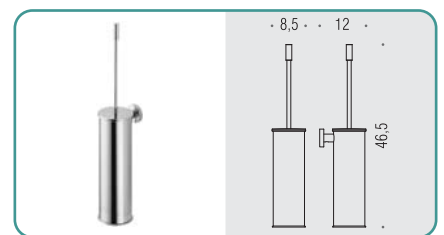
ecodesign Lucidi Peverè Studio



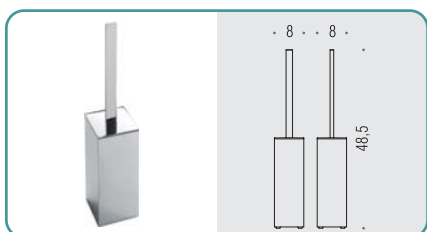
B0506
Porta scopino d'appoggio
 Standing brush holder



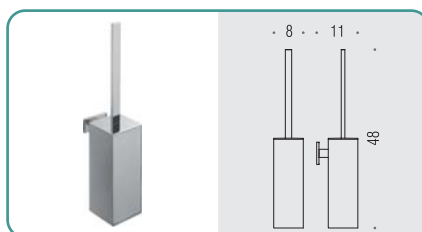
W4961
Porta scopino d'appoggio
 Standing brush holder



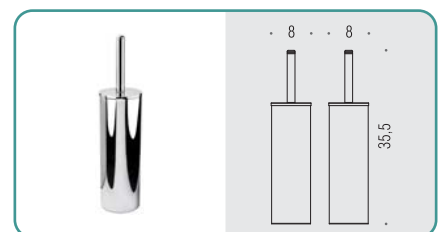
W4962
Porta scopino
 Hanging brush holder



B1626
Porta scopino d'appoggio in ABS
 ABS standing brush holder



B1627
Porta scopino in ABS
 ABS hanging brush holder



B2706
Porta scopino d'appoggio
 Standing brush holder

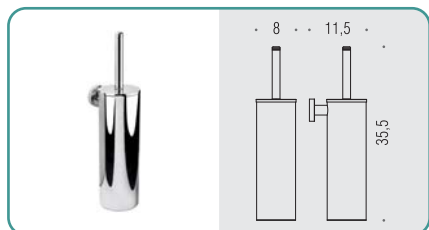
CONTRACT-COMUNITÀ

CONTRACT-COMUNITY

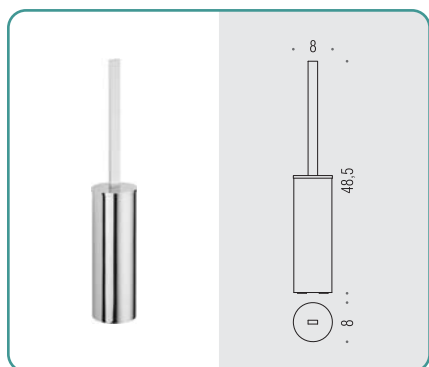


Materiale: Ottone / Cromall®
Material: Brass / Cromall®

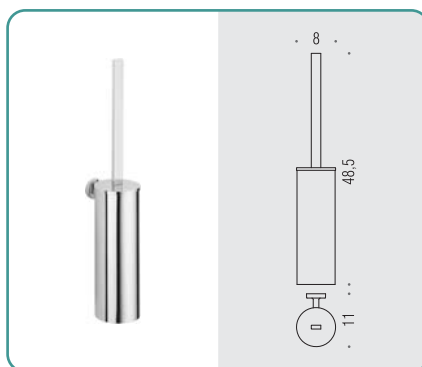
Finitura: Cromo
Finish: Chrome



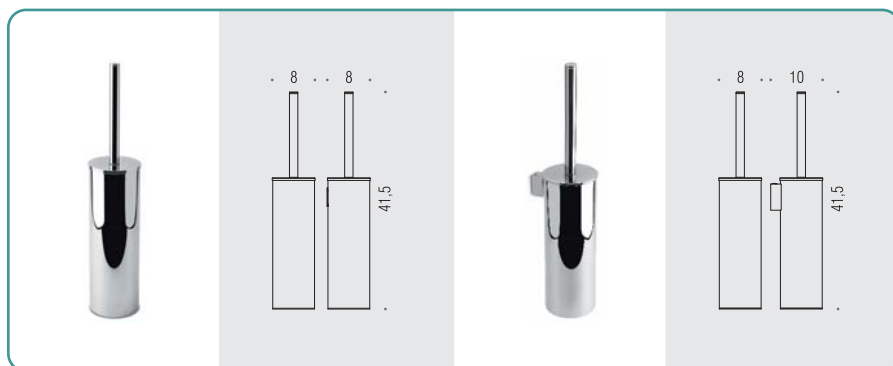
B2707
Porta scopino
Hanging brush holder



B5206
Porta scopino d'appoggio
Standing brush holder



B5207
Porta scopino
Hanging brush holder



B9706
SMART
Porta scopino d'appoggio e/o da parete, con ciuffo di ricambio incluso
SMART
Free standing and/or wall mounted brush holder with spare brush included

Disponibile da Giugno 2014
Available from June 2014

Concept and graphic design
Colombo Design

Printed in Italy
05/14

Colombo Design si riserva di apportare ai propri prodotti ogni modifica estetica e tecnica che a suo insindacabile giudizio ritenga necessaria.

Il presente catalogo è tutelato dalla legge sui diritti di autore di esso è quindi proibita ogni riproduzione, totale o anche parziale.

Il listino prezzi può avere frequenze di aggiornamento superiori al catalogo generale, costituisce quindi lo strumento di consultazione più aggiornato.

Le textures ed i colori dei materiali e delle finiture hanno valore indicativo in quanto soggetti alle tolleranze dei processi di stampa.

Le misure indicate sono espresse, se non specificato diversamente, in centimetri.

Colombo Design reserves the right to modify parts of its collection range whenever necessary without previous notice.

This catalogue is protected by the Italian copyright laws. No part of this catalogue may be reproduced in any form or by any means

The price-list has a printing frequency higher than the general catalogue, therefore it is the most up-dated consulting tool.

The textures and colours of materials and finishes are not binding as they depend on printing colour tolerances.

All measures mentioned herein are stated in centimeters, if not differently specified.



COLOMBO DESIGN S.p.A.
Via Baccanello, 22
24030 Terno d'Isola (BG) Italia
☎ 035.49.49.001
Fax 035.90.54.44

Export Office
☎ (+39) 035.90.54.75
Fax (+39) 035.49.40.257

Internet: <http://www.colombodesign.it>
e-mail: info@colombodesign.it



051410800

20